

MORTALITY CREDITS WITHIN LARGE SURVIVOR FUNDS

BY

MICHEL DENUIT, PETER HIEBER , AND CHRISTIAN Y. ROBERT

ABSTRACT

Survivor funds are financial arrangements where participants agree to share the proceeds of a collective investment pool in a prescribed way depending on their survival. This offers investors a way to benefit from mortality credits, boosting financial returns. Following Denuit (2019, *ASTIN Bulletin*, **49**, 591–617), participants are assumed to adopt the conditional mean risk sharing rule introduced in Denuit and Dhaene (2012, *Insurance: Mathematics and Economics*, **51**, 265–270) to assess their respective shares in mortality credits. This paper looks at pools of individuals that are heterogeneous in terms of their survival probability and their contributions. Imposing mild conditions, we show that individual risk can be fully diversified if the size of the group tends to infinity. For large groups, we derive simple, hierarchical approximations of the conditional mean risk sharing rule.

KEYWORDS

Mortality risk pooling, tontine, conditional mean risk sharing.

1 INTRODUCTION

Survivor funds are investment pools where participants' contributions are re-distributed ex-post, according to the mortality experienced by the group. Precisely, participants agree to share the proceeds of a collective investment pool favoring those who survive in application of a specified mutual inheritance rule. The latter boosts the performance of investments, making survivor funds particularly attractive because of their greater return. Survivor funds are named after Forman and Sabin (2016). Several variants exist and they are also known under various appellations, such as individual tontine accounts

Astin Bulletin 52(3), 813–834. doi:[10.1017/asb.2022.13](https://doi.org/10.1017/asb.2022.13) © The Author(s), 2022. Published by Cambridge University Press on behalf of The International Actuarial Association. This is an Open Access article, distributed under the terms of the Creative Commons Attribution licence (<https://creativecommons.org/licenses/by/4.0/>), which permits unrestricted re-use, distribution, and reproduction in any medium, provided the original work is properly cited.

(Fullmer and Sabin, 2019) or pooled-survival funds (Newfield, 2014), for instance.

Survivor funds run over one period of time. The latter is henceforth referred to as the reference period. According to the agreed mutual inheritance rule, the initial contributions are lost in case of death during the reference period. Mortality credits correspond to the decedents' contributions and are shared among all participants (to reward them for having put their contribution to the fund at risk of being lost in case of death during the reference period). Precisely, survivors get financial return plus mortality credits generated by the mutual inheritance rule, while decedents lose their initial contribution but their beneficiaries still receive mortality credits. Even if no participants die, survivors never get less than the return on the underlying investment. The way mortality credits are distributed must account for the possibly unequal death probabilities and contributed amounts. In that respect, participants assuming more risk, because of higher death probability or higher amount of contribution, should receive a higher share of these credits.

Survivor funds are currently offered by Le Conservateur in France. Founded in 1844 and established as a mutual insurance association (under the brand name "Les Associations Mutuelles Le Conservateur"), the aim was to develop and modernize the tontine mechanism created by Italian banker Lorenzo Tonti in 1653. Survivor funds proposed by Le Conservateur are described on their website (see www.conservateur.fr/nos-produits/tontine/). Each year, a new tontine association is created for the next 25 years. Participants can enroll for that duration, or join an existing tontine if they prefer a shorter duration. Contributions can thus be invested in the long term. At maturity, the proceeds of the collective investment pool are distributed according to a predefined rule taking into account participant's age and amount invested. The present paper aims to study the way mortality credits are shared, as well as their behavior in large pools.

Within a homogeneous group (in terms of mortality and amount of contribution), it suffices to distribute mortality credits uniformly over all participants, so that each of them receives an equal share of the total amount of decedents' contributions. However, the restriction to homogeneous groups limits the number of participants which inevitably increases the volatility of the final payout. Allowing for heterogeneity in death probabilities and contributed amounts avoids this drawback and makes the participation in such investment more attractive (especially at old ages), provided mortality credits are shared in an understandable, acceptable and transparent way.

Several proposals for mutual inheritance schemes have been made in the literature, see for example Donnelly and Young (2017). Denuit (2019) proposed to adopt the conditional mean risk sharing rule introduced in Denuit and Dhaene (2012) to share mortality credits among participants within a survivor fund. This rule extends the uniform allocation rule applying within homogeneous groups to heterogeneous situations, where participants differ in terms of mortality and/or amounts of invested assets. According to this

rule, each participant receives the conditional expectation of the individual account value, given the total mortality credits experienced by the entire pool. Calculations are carried out as if we knew beforehand the total value of mortality credits to be distributed over the entire pool, but not who actually died. The expected value of the invested amount lost by each participant in case of death is then computed, given each possible realization of total mortality credits. Explained differently, each participant gets the average share of mortality credits corresponding to his or her risk profile so that participants with higher death probabilities or larger amounts of investment get a comparatively larger share of mortality credits.

The conditional mean risk sharing rule satisfies the risk exchange fairness condition and enjoys many theoretical properties (Denuit, 2020, Denuit and Robert, 2021a,d). Mortality credits provided by survivor funds improve in convex order when the size of the pool increases. This ensures that the variance of mortality credits decreases when the number of participants gets larger while their expected value stays constant, whatever the individual death probabilities and initial contributions as long as participants' lifetimes are mutually independent and the sharing is operated according to the conditional mean risk allocation rule. This paper shows that the variance of mortality credits tends to zero when the size of the group tends to infinity provided the amounts contributed by participants satisfy some mild assumptions. This means that individual risk can be fully diversified within infinitely large pools under the conditional mean risk sharing rule. Some simple, hierarchical approximations are proposed for mortality credits within large pools.

Survivor funds are fixed-term investment vehicles operating in a one-period setting, as opposed to the multi-period analysis developed in modern tontines or pooled annuity funds. It is nevertheless possible to generate lifelong incomes by investing in survivor funds over successive time intervals. This offers an alternative to group self-annuitization schemes of Piggott *et al.* (2005) as well as to modern tontines or pooled annuity funds developed for example by Bernhardt and Donnelly (2021), Chen *et al.* (2021), and Hieber and Lucas (2022).

Modern tontines receive a lot of interest these days. They offer many advantages compared to classical retirement products. See for example Winter and Planchet (2021) as well as the practical solutions designed by the pensiontech Nuovalò Ltd (www.nuovalò.com). The present paper proposes an alternative to generate lifelong incomes by investing accumulated savings at retirement in survivor funds running over several periods. Decomposing the pooled annuity fund into a sequence of survivor funds is also more transparent, allowing participants to keep control of the remaining part of their assets, and eases investment policies since each survivor fund operates over a fixed time horizon. To end with, let us notice that the results derived in this paper are also useful for death benefits, when participants contribute *ex post* in function of premature deaths. A similar concept was successfully introduced by Xianghubao, a

mutual aid platform in China. Here, payments are not triggered by death but by a critical illness diagnosis, see also Abdikerimova and Feng (2022).

The remainder of this paper is organized as follows. In Section 2, we recall the definition of survivor funds and apply the conditional mean risk sharing rule to allocate mortality credits to each participant. Section 3 establishes the behavior of individual mortality credits within large pools when participants are subject to different death probabilities but contribute the same amount (heterogeneity in mortality but homogeneity with respect to invested contributions). It is demonstrated that the variance of mortality credits decreases with the size of the group, tending to zero when the number of participants tends to infinity so that individual risk can be fully eliminated at the limit under the conditional mean risk sharing rule. It is also shown how to supplement the system with minimum guarantees. Section 4 allows for different amounts of contribution selected from a predefined menu. Imposing mild conditions, it is shown that the variance of mortality credits still tends to zero when the size of the group increases. A hierarchical approximation is also proposed, to ease the calculations within large pools. Section 5 discusses the results and concludes the paper. It is shown there that lifelong incomes can be obtained by combining investments in survivor funds over several periods of time. Hence, cash flows similar to those provided by modern tontines or pooled annuity funds can be generated with survivor funds in a simple and transparent way.

The supplementary material that is available online studies a risk transfer network structure allowing participants to restrict sharing to a community of individuals with whom they are connected. It is common in peer-to-peer insurance to divide participants into teams, corresponding to members of the same family or friends, for instance, see for example Denuit and Robert (2021e). It is therefore useful to adapt sharing rules to this particular case. Precisely, we assume that participants are only willing to share mortality credits within possibly overlapping subpools. Connections among participants are described by an undirected graph, where the presence of an edge between two individuals indicates privileged relationships between them. In case of death, mortality credits are then shared within the subpool to which participants belong. The supplementary material assesses risk-reducing effects within large pools when participants are grouped in teams or families modeled by a network structure.

2 SURVIVOR FUNDS

2.1 Notation

Forman and Sabin (2016) and Donnelly and Young (2017) introduced a pooling mechanism where (surviving) participants can increase their income by sharing their mortality risk and agreeing about a mutual inheritance scheme. Precisely, the pool operates over one period, starting at time $t = 0$ to end at time $t = 1$, say. At time 0, participant i contributes to the fund an amount c_i ,

$i = 1, 2, \dots, n$. This amount is invested and accumulates to a_i at time 1 (with the same deterministic accumulation rate for all participants). Contrarily to regular investments, the terminal amount $\sum_{i=1}^n a_i$ is divided among participants or beneficiaries at time 1, according to some agreed mutual inheritance rule.

The respective death probabilities before time 1 are denoted as $q_{x_1}, q_{x_2}, \dots, q_{x_n}$ where the sequence of probabilities q_{x_i} is contained in a closed subinterval of $[0, 1]$ and x_i refers to age for participant i . These values are assumed to account for the effects of age, gender, socio-economic profile, etc. and all participants agree about them. Notice that no guarantee is offered with respect to the life table. Probabilities q_{x_i} are only used to distribute mortality credits among participants, their values entering the sharing formula (see e.g. formula (2.2) below). The mechanisms discussed in this paper thus account for heterogeneity among participants as different probabilities q_{x_i} and initial contributions c_i are permitted, under mild conditions. The terminal payout depends on participants' actual mortality experience.

Let I_i denote the survival indicator for individual i , that is

$$I_i = \begin{cases} 1, & \text{if individual } i \text{ survives up to time 1,} \\ 0, & \text{otherwise.} \end{cases}$$

Thus, $P[I_i = 0] = q_{x_i} = 1 - P[I_i = 1]$. Throughout the paper, we assume that the random variables I_1, \dots, I_n are mutually independent.

2.2 Mutual inheritance scheme

Participants agree about a mutual inheritance scheme defining the final payout to each of them or to their designated beneficiaries in case of death. The latter can be members of participant's family or a charity, for instance. Survivors get back at least their accumulated assets a_i while the mutual inheritance agreement embedded in the survivor fund provides them with an extra return above the purely financial one. Let us denote as

$$X_i = (1 - I_i)a_i$$

the accumulated contribution a_i lost in case participant i dies. The amount

$$S_n = \sum_{i=1}^n X_i$$

is the total amount of mortality credits to be distributed among the n participants (or their beneficiaries) according to a predefined rule.

Denuit (2019) proposed to adopt the conditional mean risk sharing rule to define the mutual inheritance scheme so that participant i receives an

amount $E[X_i|S_n]$ corresponding to his or her expected share in mortality credits. Precisely, the terminal cash flow $W_{i,n}$ for participant i (or his or her beneficiaries) at time $t = 1$ is equal to

$$W_{i,n} = \begin{cases} a_i + E[X_i|S_n], & \text{if participant } i \text{ survives} \\ E[X_i|S_n], & \text{if participant } i \text{ dies.} \end{cases}$$

This can be rewritten as

$$W_{i,n} = a_i I_i + E[X_i|S_n].$$

Clearly,

$$\sum_{i=1}^n W_{i,n} = \sum_{i=1}^n E[X_i|S_n] + \sum_{i=1}^n a_i I_i = \sum_{i=1}^n (1 - I_i) a_i + \sum_{i=1}^n a_i I_i = \sum_{i=1}^n a_i$$

so that the entire resources are pooled within the group. Moreover,

$$E[W_{i,n}] = (1 - q_{x_i}) a_i + E[X_i] = (1 - q_{x_i}) a_i + q_{x_i} a_i = a_i$$

so that the gain is zero, on average, for each participant. The game is thus fair and does not transfer money from some participants to other ones, on average (ex ante). There is thus no donation embedded in the survivor fund as long as the death probabilities truly reflect participants' mortality.

Since

$$X_1, X_2, \dots, X_n \text{ identically distributed} \Rightarrow E[X_i|S_n] = \frac{1}{n} \sum_{i=1}^n X_i \quad (2.1)$$

we recover the uniform allocation of mortality credits as a particular case when the group is homogeneous with respect to mortality as well as contributed amounts. The conditional mean risk sharing rule thus extends the uniform allocation applying in the homogeneous case to heterogeneous pools.

Let

$$S_n = \left\{ \sum_{i=1}^n j_i a_i, j_i \in \{0, 1\}, i = 1, \dots, n \right\}$$

be the set of values of the random variable S_n . The conditional expectation $E[X_i|S_n = s]$ is defined for $s \in S_n$, but not for $s \notin S_n$, so that their properties are only discussed within S_n . Clearly, $0 \in S_n$ and $E[X_i|S_n = 0] = 0$ while for all positive $s \in S_n$, we exploit the independence together with the discreteness of

X_i to obtain

$$\begin{aligned}
 E[X_i | S_n = s] &= \frac{E[X_i \mathbb{1}_{S_n=s}]}{P[S_n = s]} \\
 &= \frac{1}{P[S_n = s]} \left(\int_{\mathbb{R}} E \left[x \mathbb{1}_{x + \sum_{j \neq i} X_j = s} \right] dP_{X_i}(x) \right) \\
 &= \frac{1}{P[S_n = s]} \left(\int_{\mathbb{R}} x \cdot P \left[x + \sum_{j \neq i} X_j = s \right] dP_{X_i}(x) \right) \\
 &= \frac{1}{P[S_n = s]} a_i \cdot P \left[a_i + \sum_{j \neq i} X_j = s \right] \cdot q_{x_i}. \tag{2.2}
 \end{aligned}$$

Formula (2.2) provides the actuary with a practical way to compute conditional expectations $E[X_i | S_n = s]$. Computation time nevertheless grows with the number n of participants. Henceforth, we assume that $a_i = a + k_i \cdot h$, $i = 1, 2, \dots, n$ for $k_i \in \mathbb{N}$ and $a, h \in \mathbb{R}^+$.

2.3 Comonotonic mortality credits

2.3.1 Definition

A common property for a mortality risk sharing scheme is that the extra amount paid to participant i if he or she survives increases with the amount S_n of mortality credits to be distributed at maturity. This property is referred to as the comonotonicity property and means for the conditional mean risk sharing rule that

$$s \mapsto E[X_i | S_n = s] \text{ is nondecreasing over } S_n \text{ for every } i. \tag{2.3}$$

If (2.3) holds true then mortality credits all move in the same direction with S_n , increasing when S_n increases and decreasing when S_n decreases, and the random vector $(E[X_1 | S_n = s], \dots, E[X_n | S_n = s])$ is said to be comonotonic. We refer the reader to Dhaene *et al.* (2002a,b) for a general presentation of comonotonicity. It is important to stress that (2.3) is not in general valid (counterexamples are easy to build, as shown next), but some important cases for which the property holds have been studied in Denuit and Robert (2021b).

2.3.2 Comonotonicity and heterogeneity in invested amounts

It is easy to see that the dispersion of the accumulated distributions a_1, a_2, \dots, a_n plays a crucial role in that respect. To see why this is the case, assume that all a_1, a_2, \dots, a_n are different. If a_i cannot be written as a sum of some other a_j 's, then the event $\{S_n = a_i\}$ is equivalent to the event $\{I_i = 0, I_j = 1 \text{ for } j \neq i\}$ and it follows that $E[X_i | S_n = a_i] = a_i$. If all participants die, then

we have

$$E \left[X_i \mid S_n = \sum_{j=1}^n a_j \right] = a_i .$$

Therefore, for a finite pool size n and a_1, a_2, \dots, a_n as described before, comonotonicity cannot hold unless conditional expectations are actually constant. Heterogeneity in invested amounts thus impacts on survivor funds. Sections 3 and 4 study the case where all contributed amounts a_i are equal but participants are subject to different death probabilities, and the case where different contributions are allowed but selected from a predefined menu (limited heterogeneity). Before proceeding with this analysis, let us explain why comonotonic mortality credits ease the management of survivor funds by considering possible guarantees that may be offered to participants.

2.3.3 Minimum guarantees

Participants to survivor funds are exposed to randomness in mortality credits. This is generally the case with tontine-like arrangements. The need for protection has been addressed in several papers and resulted for instance in hybrid schemes such as the tonuity proposed by Chen *et al.* (2019) and the tontine with minimum guarantee in Chen and Rach (2019).

In order to ensure that participants get a minimum payoff, it seems to be desirable to reinsure the lower layer of S_n : if S_n falls below a given threshold w then the (re-)insurer covers the shortfall $(w - S_n)_+ = \max\{w - S_n, 0\}$. A natural candidate for w consists in a given percentage of $E[S_n] = \sum_{i=1}^n q_{x_i} a_i$. For instance, one could set $w = 0.9 \cdot E[S_n]$ if pool members are ready to accept mortality credits that are at most 10% below their expected value for the entire pool.

When mortality credits are comonotonic, the global threshold w on the aggregate mortality credits S_n to be shared among participants can easily be split into individual amounts w_i . Here, w_i is the minimal guarantee on the share of mortality credits allocated to participant i , as shown next. Under assumption (2.3), there exist w_1, \dots, w_n such that $\sum_{i=1}^n w_i = w$ and the identities

$$(w - S_n)_+ = \sum_{i=1}^n (w_i - E[X_i|S_n])_+ \text{ and } (S_n - w)_+ = \sum_{i=1}^n (E[X_i|S_n] - w_i)_+ \quad (2.4)$$

both hold true. Formula (2.4) can be found in the proof of Theorem 6 in Kaas *et al.* (2002); see the first formula on p. 78. The decomposition of $(w - S_n)_+$ appearing in (2.4) allows us to charge each participant with his or her own contribution to the (re-)insurance premium, based on the respective $(w_i - E[X_i|S_n])_+$ entering the decomposition of the lower layer $(w - S_n)_+$. The price of the (re-)insurance treaty can thus be split according to (2.4), participant i paying $(1 + \theta)E[(w_i - E[X_i|S_n])_+]$ summing up to $(1 + \theta)E[(w - S_n)_+]$

where θ is the loading applied by the reinsurer. Although proportional loadings are common in practice, notably when expenses are referred to, a safety loading could rely on diversification arguments, then being based on some risk measure. The results of this section still apply in that case provided the selected risk measure is additive for comonotonic risks. All spectral risk measures enjoy this property, including Value-at-Risk or Tail-Value-at-Risk.

Identities (2.4) also provide the analyst with the right way to allocate $\max\{S_n, w\}$ among participants:

$$\begin{aligned} \max\{S_n, w\} &= w + (S_n - w)_+ \\ &= \sum_{i=1}^n (w_i + (E[X_i|S_n] - w_i)_+) \\ &= \sum_{i=1}^n \max\{E[X_i|S_n], w_i\}. \end{aligned} \tag{2.5}$$

Then, $\max\{S_n, w\}$ is distributed among participants according to formula (2.5). Precisely, participant i gets mortality credits $\max\{E[X_i|S_n], w_i\}$ when the pool buys protection ensuring mortality credits $\max\{S_n, w\}$.

3 IDENTICAL AMOUNTS OF CONTRIBUTION

In this section, we consider the case where participants' accumulated assets are identical across the pool, that is, $a_i = a$ for some $a > 0$.

3.1 Risk elimination

We know from Denuit and Robert (2021c) that the income $E[X_i|S_n]$ decreases in convex order with the size n of the pool. This ensures that the variance of $E[X_i|S_n]$ is nonincreasing when n gets larger. In that respect, conditional mean risk sharing offers a way to distribute the total mortality credits S_n among the n participants so that enlarging the pool is always beneficial and participants thus prefer joining the larger pool. It is therefore interesting to study mortality credits when n becomes large. The following result shows that diversification operates within survivor funds, under the conditional mean risk sharing rule.

Proposition 3.1. *If $a_i = a$ for all i and the sequence of probabilities q_{x_i} is contained in a closed subinterval of $[0, 1]$, then we have*

$$\text{Var} [E[X_i|S_{n+1}]] \leq \text{Var} [E[X_i|S_n]] \text{ for all } n \text{ and } \lim_{n \rightarrow \infty} \text{Var} [E[X_i|S_n]] = 0 .$$

Proof. The inequality for the variance of mortality credits directly follows from a general result in Denuit and Robert (2021c). Proposition 2.1 in that paper shows that $E[X_i|S_n]$ decreases in the convex order for any independent random variables X_i , which implies the announced ranking for variances.

The mean-squared convergence of $E[X_i|S_n]$ to $E[X_i]$ can be deduced from Strasser (2012) who derived large-pool approximations for $E[X_i|S_n]$ in the particular case when $a_i = 1$ for all i . In Theorem 2.1 of this paper, it is indeed proved that

$$E[X_i|S_n] = q_{x_i} + \frac{q_{x_i}(1 - q_{x_i})}{\sqrt{\text{Var}[S_n]}} Z_n + \frac{\tau_{i,n}}{\text{Var}[S_n]} (Z_n^2 - 1) + r_{ni} (Z_n)$$

where

$$Z_n = \frac{S_n - E[S_n]}{\sqrt{\text{Var}[S_n]}}, \quad \tau_{i,n} = q_{x_i}(1 - q_{x_i}) \left(q_{x_i} - \frac{1}{\text{Var}[S_n]} \sum_{j=1}^n q_{x_j}^2 (1 - q_{x_j}) \right),$$

and $E[|r_{ni}(Z_n)|] = O(n^{-3/2})$. Using Corollary 5.2 and Lemma 5.3 of the same paper, it is also true that $E[|r_{ni}(Z_n)|^2] = O(n^{-3/2})$. Since

$$\begin{aligned} (E[X_i|S_n] - q_{x_i})^2 &\leq 4 \left(\frac{q_{x_i}(1 - q_{x_i})}{\sqrt{\text{Var}[S_n]}} Z_n \right)^2 + 4 \left(\frac{\tau_{i,n}}{\text{Var}[S_n]} (Z_n^2 - 1) \right)^2 \\ &\quad + 4 (r_{ni}(Z_n))^2, \end{aligned}$$

we deduce that the variance of $E[X_i|S_n]$ tends to 0 as $n \rightarrow \infty$. This ends the proof. □

The limit in Proposition 3.1 extends the classical weak law of large numbers for averages of independent and identically distributed X_i corresponding to mortality credits allocations within homogeneous pools as shown in (2.1). Proposition 3.1 shows that individual risk can generally be fully eliminated in an infinitely large pool.

The following numerical example illustrates the results derived in Proposition 3.1. All calculations are carried out with the `distr` package available in R, see `distr.r-forge.r-project.org/`.

Example 3.2. Consider n participants partitioned into two groups: 60% of them are subject to a death probability equal to 0.1 and the remaining 40% of them to a death probability equal to 0.2. All values a_i are set to 1. The left panel in Figure 1 shows the variance of $E[X_i|S_n]/a_i$ for $n \in \{10, 20, 30, \dots, 1000\}$. The decreasing trend to 0 established in Proposition 3.1 is clearly visible there. The lower quartile, the median and the upper quartile (that is, quantiles associated to probability levels 0.25, 0.5 and 0.75) of $E[X_i|S_n]/a_i$ are displayed in the other two panels of Figure 1 for $n \in \{100, 200, 300, \dots, 1000\}$ for a participant in group 1 in the middle panel and for a participant in group 2 in the right panel. We can see there that the interquartile range narrows at speed $n^{-1/2}$.

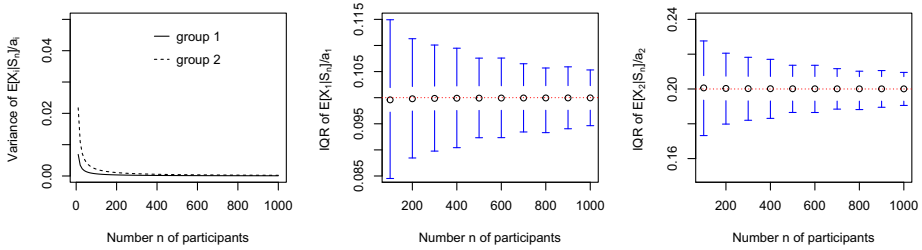


FIGURE 1. Variance of $E[X_i|S_n]/a_i$ as a function of $n \in \{10, 20, 30, \dots, 1000\}$ (left panel) for a participant in group 1 (continuous line) and in group 2 (broken line), median and interquartile range (IQR) of $E[X_i|S_n]/a_i$ for $n \in \{100, 200, 300, \dots, 1000\}$ in group 1 (middle panel) and in group 2 (right panel) for the pool described in Example 3.2. Horizontal lines in the central and right panels correspond to expected mortality credits.

3.2 Comonotonic mortality credits

If all the contributions are equal, then the comonotonicity property (2.3) always holds true, as formally shown next.

Proposition 3.3. *If $a_i = a$ for all i , then the comonotonicity property (2.3) holds true over $S_n = \{0, a, 2a, \dots, na\}$.*

Proof. We can assume without loss of generality that $a = 1$. Considering (2.2) with $a_i = 1$ for all i , we can see that

$$E[X_i|S_n = s] = q_{x_i} \frac{P\left[\sum_{j \neq i} X_j + 1 = s\right]}{P[S_n = s]}.$$

Hence, comonotonicity holds provided the ratio of probabilities appearing in the latter expression is nondecreasing. This means that S_n is smaller than $\sum_{j \neq i} X_j + 1$ in the sense of the likelihood ratio order. The announced result then follows from stochastic inequality (1.5) in Xu and Balakrishnan (2011). Precisely, these authors established that given two sets of independent Bernoulli random variables $\{J_1, J_2, \dots, J_n\}$ and $\{K_1, K_2, \dots, K_n\}$ with respective means $q_{J,1}, q_{J,2}, \dots, q_{J,n}$ and $q_{K,1}, q_{K,2}, \dots, q_{K,n}$ such that $q_{J,1} \leq q_{J,2} \leq \dots \leq q_{J,n}$ and $q_{K,1} \leq q_{K,2} \leq \dots \leq q_{K,n}$,

$$\sum_{l=1}^m \frac{1}{q_{J,l}} \leq \sum_{l=1}^m \frac{1}{q_{K,l}} \text{ for } m = 1, \dots, n \Rightarrow s \mapsto \frac{P\left[\sum_{l=1}^n J_l = s\right]}{P\left[\sum_{l=1}^n K_l = s\right]} \text{ is nondecreasing.}$$

It suffices to apply this result here with $q_{J,l} = q_{K,l} = q_{x_l}$ for $l \neq i$, $q_{J,i} = 1$ and $q_{K,i} = q_{x_i}$ (with appropriate re-indexing). This ends the proof. \square

The following numerical example illustrates the comonotonicity property established in Proposition 3.3.

Example 3.4. Let us consider the same pool as in Example 3.2 with participants partitioned into two groups: 60% of them are subject to a death probability

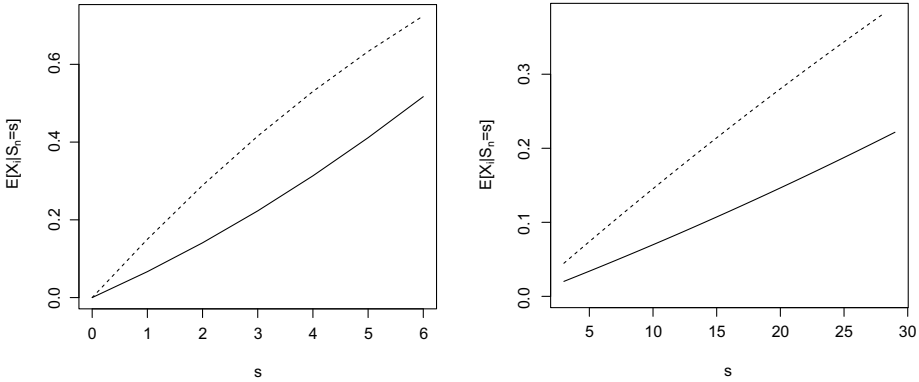


FIGURE 2. Functions $s \mapsto E[X_i | S_n = s]$ for $n = 10$ (left panel) and $n = 100$ (right panel) for a participant in group 1 (continuous line) and in group 2 (broken line) in the pool described in Example 3.2.

equal to 0.1 and the remaining 40% of them to a death probability equal to 0.2, with $a_i = 1$ for all i . The functions $s \mapsto E[X_i | S_n = s]$ are displayed in Figure 2 for $n \in \{10, 100\}$ for a participant in group 1 or in group 2. The increasingness established in Proposition 3.3 is clearly visible there.

4 VARYING AMOUNTS OF CONTRIBUTION

4.1 Risk elimination

When contributions vary among participants, some structure must be imposed on a_1, \dots, a_n to get diversification within the survivor fund, as shown by the following example which appears to be similar to developments in Section 2.3.2.

Example 4.1. Let a_i be even integers except for the odd integer a_1 . Then, $X_1 = a_1$ when S_n is odd and $X_1 = 0$ when S_n is even so that $E[X_1 | S_n] = X_1$ and no diversification operates for participant 1.

The difference between the present paper and the previous works devoted to conditional mean risk sharing rule appears to be the knowledge of amounts that could be lost and can identify the participant who died in some extreme cases. To solve this issue, we assume in this section that only a limited choice is offered to participants for the amounts of contribution. Precisely, we assume that participants choose their level of contributions within a predefined menu $b_j = a + k_j \cdot h$, for $j = 1, 2, \dots, p$, for consecutive $k_j \in \mathbb{N}$ and $p \in \mathbb{N}$. The number of possible contributions p in this predefined menu $\{b_1, \dots, b_p\}$ does not vary with n . Theoretical results are valid for any p but diversification is better and the proposed approximations are more accurate when p is smaller.

The predefined menu still contains Example 4.1 as special case. However, participant 1 is now part of a pool of others with the same accumulated distribution a_1 .

Let $\mathcal{G}_j = \{i | a_i = b_j\}$ be the group of participants with accumulated contribution equal to $b_j, j = 1, 2, \dots, p$. Then,

$$S_{j,n} = \sum_{i \in \mathcal{G}_j} X_i = b_j \sum_{i \in \mathcal{G}_j} (1 - I_i) \quad (4.1)$$

is the total amount of mortality credits generated by group \mathcal{G}_j . Henceforth, we denote as $n_j = \#\mathcal{G}_j$ the number of participants in group j , with accumulated contribution $a_i = b_j$.

We are now in a position to assess diversification effects within survivor funds, under a conditional mean risk sharing rule when contributions are selected from a predefined menu (limited heterogeneity) by keeping p fixed when n increases. In this way, we can show that full risk elimination is still possible provided all group sizes n_j tend to infinity. This is precisely stated next.

Proposition 4.2. *Let p be a fixed integer and the sequence of probabilities q_{X_i} is contained in a closed subinterval of $[0, 1]$. If $a_i \in \{b_1, \dots, b_p\}$ for all i , then we have*

$$\text{Var} [E[X_i | S_{n+1}]] \leq \text{Var} [E[X_i | S_n]] \text{ for all } n \text{ and } \lim_{n_1, n_2, \dots, n_p \rightarrow \infty} \text{Var} [E[X_i | S_n]] = 0.$$

Proof. The inequality for the variance of mortality credits again follows from Denuit and Robert (2021c). The mean-squared convergence of $E[X_i | S_n]$ to $E[X_i]$ can be deduced from the following property established by Denuit and Robert (2021f): for any independent random variables U, V and W , $E[U | U + V + W]$ is smaller or equal than $E[U | U + V]$ in the sense of the convex order so that

$$\text{Var} [E[U | U + V + W]] \leq \text{Var} [E[U | U + V]].$$

Without the loss of generality, we can set $i = 1$ and assume that $a_1 = b_1$. Applying this result to $U = X_1, V = S_{1,n}$ and $W = \sum_{j=2}^p S_{j,n}$ shows that

$$\text{Var} [E[X_1 | S_n]] \leq \text{Var} [E[X_1 | S_{1,n}]].$$

Since the variance appearing on the right-hand side tends to 0 when n_1 tends to infinity by Proposition 3.1, this ends the proof. \square

Example 4.3 illustrates the convergence established in Proposition 4.2.

Example 4.3. Consider the pool described in Example 3.2 but assume now that $a_i = 1$ for the participants subject to death probability 0.1 (60% of the pool) and $a_i = 3$ for the participants subject to death probability 0.2. Figure 3 shows the variance of $E[X_i | S_n]/a_i$ for $n \in \{10, 20, 30, \dots, 1000\}$. The decreasing trend

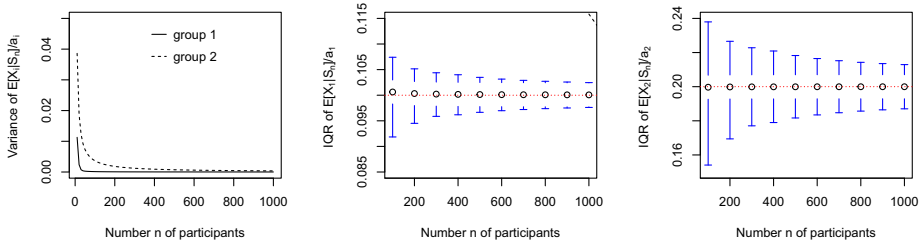


FIGURE 3. Variance of $E[X_i|S_n]/a_i$ as a function of $n \in \{10, 20, 30, \dots, 1000\}$ (left panel) for a participant in group 1 (continuous line) and in group 2 (broken line), median and interquartile range (IQR) of $E[X_i|S_n]/a_i$ for $n \in \{100, 200, 300, \dots, 1000\}$ in group 1 (middle panel) and in group 2 (right panel) for the pool described in Example 4.3. Horizontal lines in the central and right panels correspond to expected mortality credits.

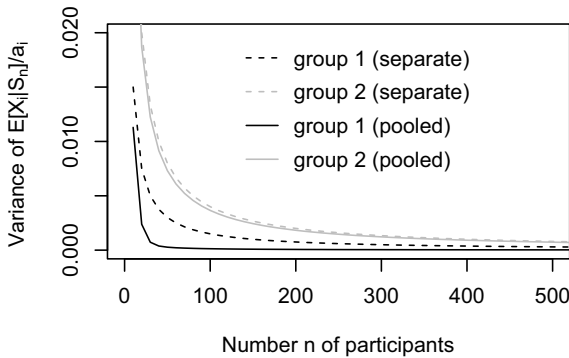


FIGURE 4. Variance of $E[X_i|S_n]/a_i$ as a function of $n \in \{10, 20, 30, \dots, 500\}$ for a participant in group 1 (black) and in group 2 (grey). We compare the case where the two groups are treated separately (broken line) to the case where both groups are pooled together (continuous line).

to 0 established in Proposition 4.2 is clearly visible there. The lower quartile, the median and the upper quartile (that is, quantiles associated to probability levels 0.25, 0.5 and 0.75) of $E[X_i|S_n]/a_i$ are displayed in the other two panels of Figure 2 for $n \in \{100, 200, 300, \dots, 1000\}$ for a participant in group 1 in the middle panel and for a participant in group 2 in the right panel. We can see there that the interquartile range narrows at speed $n^{-1/2}$. Compared to Example 3.2, we can see here that the mean and medians differ in smaller pools while the medians converge to the mean within larger pools.

Figure 4 compares the variance of the case where groups 1 and 2 are pooled together (continuous line) as a function of the pool size n to the case where group 1 (pool size $40\% \cdot n$) and group 2 (pool size $60\% \cdot n$) are treated separately. We observe that pooling the two heterogeneous groups reduces the variance and is beneficial for both groups.

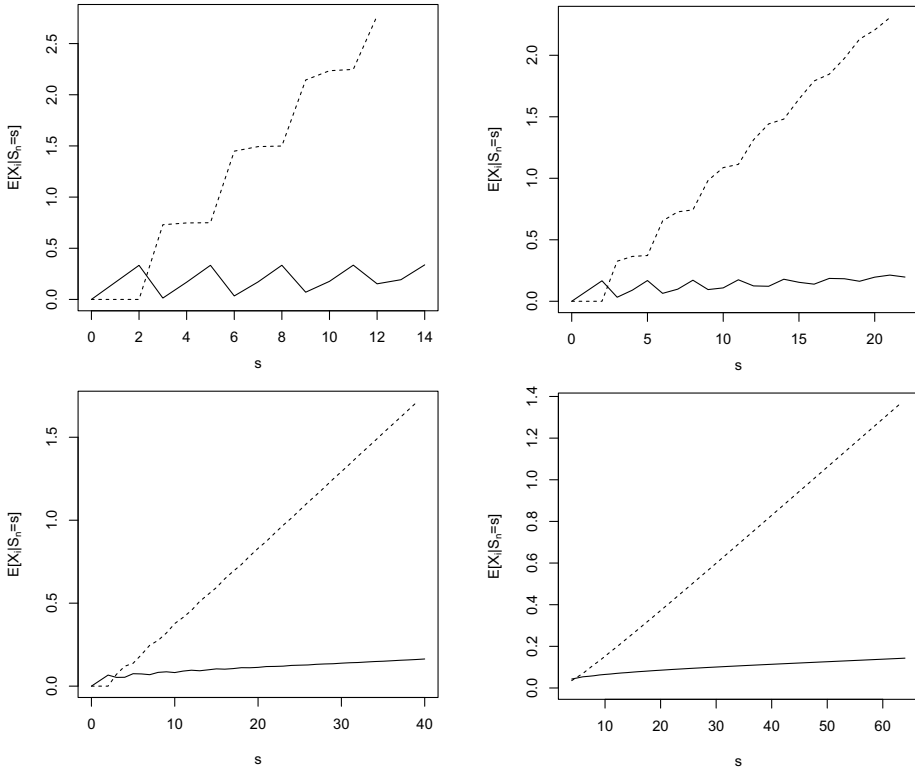


FIGURE 5. Functions $s \mapsto E[X_i | S_n = s]$ for $n = 10$ (upper left panel), $n = 20$ (upper right panel), $n = 50$ (lower left panel), and $n = 100$ (lower right panel), for a participant in group 1 (continuous line) and in group 2 (broken line) in the pool described in Example 7.

4.2 Comonotonicity

In the general case of heterogeneous a_i , comonotonicity property (2.3) does not necessarily hold as shown by the following example.

Example 4.4. Consider again the pool described in Example 4.3. The functions $s \mapsto E[X_i | S_n = s]$ are displayed in Figure 5 for $n \in \{10, 20, 50, 100\}$ for a participant in group 1 or in group 2. We can see there that (2.3) does not hold for every i when n is small. Interestingly, when the size of the pool increases while keeping the same structure, the functions $s \mapsto E[X_i | S_n = s]$ ultimately become monotonic.

The next section derives accurate approximations for mortality credits within large pools.

4.3 Large-pool comonotonic approximations to mortality credits

Within the groups \mathcal{G}_j , we can apply the results of Section 3 since $a_i = b_j$ for all i . The idea is thus to distribute the mortality credits among the different groups \mathcal{G}_j and then within each group. The amount $S_{j,n}$ of mortality credits generated by \mathcal{G}_j has been defined in (4.1). The first two moments of this random variable are given by

$$E[S_{j,n}] = b_j \sum_{i \in \mathcal{G}_j} q_{x_i} \text{ and } \text{Var}[S_{j,n}] = b_j^2 \sum_{i \in \mathcal{G}_j} (1 - q_{x_i}) q_{x_i}. \tag{4.2}$$

The total amount of mortality credits to be distributed among the n participants can be decomposed into $S_n = \sum_{j=1}^p S_{j,n}$.

We propose a hierarchical mortality credit sharing to distribute S_n that proceeds in two steps. First, the total amount of mortality credits is shared between the groups $\mathcal{G}_1, \mathcal{G}_2, \dots, \mathcal{G}_p$ with the help of the linear regression sharing rule $h_{j,n}^{\text{lin}}$. The latter only uses the two first moments of $S_{j,n}$ and attributes to group \mathcal{G}_j the amount of mortality credits

$$E[S_{j,n} | S_n = s] \approx h_{j,n}^{\text{lin}}(s) = E[S_{j,n}] + \frac{\text{Var}[S_{j,n}]}{\sum_{j=1}^p \text{Var}[S_{j,n}]} (s - E[S_n]).$$

This approximation can be justified by the fact it is asymptotically equivalent to the conditional mean risk sharing rule as n and the numbers n_j of participants in groups \mathcal{G}_j are large. In such a case, the amounts $S_{j,n}$ are approximately normally distributed with expected values $E[S_{j,n}]$ and variance $\text{Var}[S_{j,n}]$ given in (4.2). The proposed approximation $h_{j,n}^{\text{lin}}(s)$ corresponds to the conditional expectation of $S_{j,n}$ given $S_n = s$ in that limiting case. Notice that the functions $s \mapsto h_{j,n}^{\text{lin}}(s)$ are also increasing in s so that the allocation of mortality credits between groups results in comonotonic shares.

For $s \in \mathcal{S}_n$, let us define the vector $(n_1(s), n_2(s), \dots, n_p(s)) \in \mathbb{N}^p$ as

$$\begin{aligned} & (n_1(s), n_2(s), \dots, n_p(s)) \\ &= \arg \min_{(k_1, \dots, k_p) \in \mathbb{N}^p} \sum_{j=1}^p |k_j b_j - h_{j,n}^{\text{lin}}(s)| \text{ such that } \sum_{j=1}^p k_j b_j \leq s. \end{aligned}$$

For a realization s of S_n , $n_j(s)$ provides a number of participants such that $n_j(s) \cdot b_j$ is very close to the mortality credits $h_{j,n}^{\text{lin}}(s)$ allocated to group j . This allocation cannot distribute more than the realized mortality credits, that is it needs to satisfy the budget constraint $\sum_{j=1}^p k_j b_j \leq s$. Notice that the functions $s \mapsto n_j(s)$ are nondecreasing in s . The mortality credits allocated to participant i in group j are then defined as $E[X_i | S_{j,n} = n_j(S_n) \cdot b_j]$. This procedure is in fact similar to the approach developed in Denuit and Robert (2021e) when pools are partitioned into teams and we end up with a comonotonic mortality credit allocation.

The conditional expectation involved in the second step can be computed directly or the following approximation can be applied. Using Theorem 2.1 in Strasser (2012), we obtain¹

$$E[X_i|S_{j,n}] = q_{x_i}b_j + \frac{q_{x_i}(1 - q_{x_i})b_j^2}{\sqrt{\text{Var}[S_{j,n}]}}Z_{j,n} + \tau_{i,j,n}(Z_{j,n}^2 - 1) + O_P(n_j^{-3/2}),$$

where

$$Z_{j,n} = \frac{S_{j,n} - E[S_{j,n}]}{\sqrt{\text{Var}[S_{j,n}]}} ,$$

$$\tau_{i,j,n} = \frac{q_{x_i}(1 - q_{x_i})b_j^3}{\text{Var}[S_{j,n}]} \left(q_{x_i} - \frac{b_j^2}{\text{Var}[S_{j,n}]} \sum_{l \in \mathcal{G}_j} q_{x_l}^2(1 - q_{x_l}) \right) .$$

Letting

$$H_{j,n} := \frac{h_{j,n}^{\text{lin}}(S_n) - E[S_{j,n}]}{\sqrt{\text{Var}[S_{j,n}]}} = \frac{\sqrt{\text{Var}[S_{j,n}]}}{\sum_{j=1}^p \text{Var}[S_{j,n}]} (S_n - E[S_n]) ,$$

we finally obtain that

$$\begin{aligned} & E [X_i|S_{j,n} = n_j(S_n) \cdot b_j] \\ &= q_{x_i}b_j + \frac{q_{x_i}(1 - q_{x_i})b_j^2}{\sqrt{\text{Var}[S_{j,n}]}}H_{j,n} + \tau_{i,j,n}(H_{j,n}^2 - 1) + O_P(n_j^{-3/2}) \\ &= q_{x_i}b_j + \frac{q_{x_i}(1 - q_{x_i})b_j^2}{\sum_{i=1}^n q_{x_i}(1 - q_{x_i})a_i^2} (S_n - E[S_n]) \\ &\quad + q_{x_i}(1 - q_{x_i})b_j^3 \left(q_{x_i} - \frac{b_j^2}{\text{Var}[S_{j,n}]} \sum_{l \in \mathcal{G}_j} q_{x_l}^2(1 - q_{x_l}) \right) \\ &\quad \times \left(\left(\frac{S_n - E[S_n]}{\sum_{i=1}^n q_{x_i}(1 - q_{x_i})a_i^2} \right)^2 - \frac{1}{\text{Var}[S_{j,n}]} \right) \\ &\quad + O_P(n_j^{-3/2}). \end{aligned}$$

Example 4.5 illustrates the accuracy of the proposed approximation.

Example 4.5. Consider the pool described in Example 4.3 consisting of two groups: group 1 (60% of the pool) with $a_i = 1$ and death probability 0.1 and group 2 (40% of the pool) with $a_i = 3$ and death probability 0.2. Figure 6 shows the functions $s \mapsto E[X_i|S_n = s]$ for $n \in \{100, 500, 1000\}$ together with

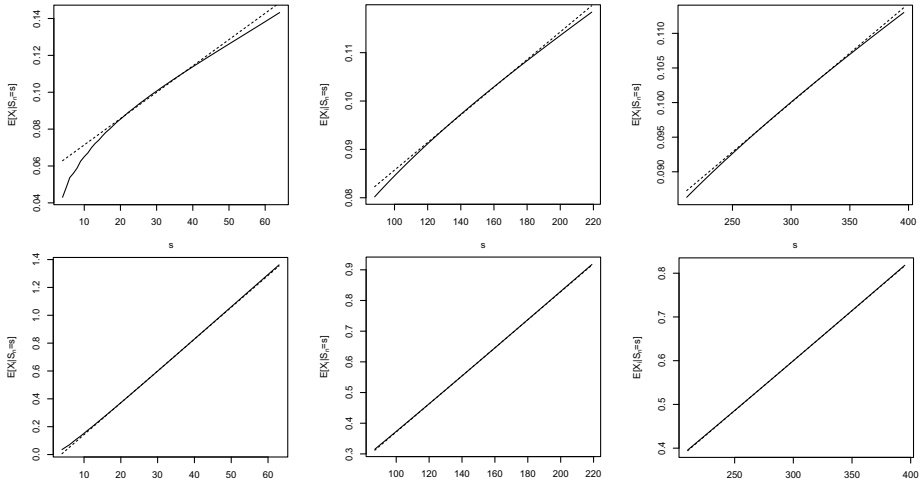


FIGURE 6. Functions $s \mapsto E[X_i | S_n = s]$ (continuous line) and their large-pool approximation (broken line) for $n = 100$ (left panels), $n = 500$ (middle panels), and $n = 1000$ (right panels), and a participant in group 1 (upper panels) and in group 2 (lower panels) for the pool described in Example 4.3.

their large-pool approximations. For $n = 100$, we can see there that the approximation is accurate in the central region but deteriorates in the tail. For larger pool sizes, the quality of the approximation seems to be excellent in this example.

5 DISCUSSION

This paper studies large survivor funds where the number of participants tends to infinity, and the conditional mean risk sharing rule is adopted for the distribution of mortality credits. It has been shown that individual risk can be fully diversified within an infinitely large community, whatever the heterogeneity in mortality provided the amounts of contribution are selected from a predefined menu and pool sizes approach $n_j \uparrow \infty$. Comonotonic approximations have been proposed for large pools.

The great advantage of survivor funds is that all groups are open to new members, as it is the case with products sold by Le Conservateur in France. This sharing mechanism indeed allows that each year new participants can enter survivor funds. Since heterogeneity is allowed for both mortality and contributions as long as the latter are selected from a predefined menu, pools can gather large numbers of participants.

Survivor funds offer a single terminal payout to participants. This is in contrast to modern tontines or pooled annuity funds considered for instance by Bernhardt and Donnelly (2021) in the homogeneous case, by Bernhardt and Qu (2021) with heterogeneous contributions and by Chen *et al.* (2021) with

multiple cohorts. Since survivor funds correspond to pure endowment insurance contracts without the life table guarantee and since life annuities can be obtained as a sequence of pure endowment contracts with increasing maturities, lifelong incomes can be generated by investing in survivor funds with different time horizons. It turns out that there are several strategies to generate lifelong income with the help of survivor funds, as discussed next.

Assume that participant i wishes to convert at retirement his or her accumulated savings into an income for life, offering periodic payments of amount b_i . The first strategy consists in assembling investments in survivor funds of increasing maturities, exactly as pure endowments are bundled into life annuities. To get an average benefit amount b_i at the end of each year, as long as he or she is alive, participant i should contribute

$$c_{it} = \frac{b_i(1+r)^{-t}}{1 + {}_tq_{x_i}}$$

to a survivor fund with maturity t , for $t = 1, 2, \dots, \omega - x_i$, where ω is the assumed ultimate age, ${}_tq_{x_i}$ is the probability that participant i dies before age $x_i + t$, and r is the yearly discount rate (assumed to be constant, for simplicity). The total amount invested at time 0 is thus equal to

$$c_i = \sum_{t=1}^{\omega-x} c_{it}.$$

With the proposed strategy, participant i is sure to receive at least the amount $b_i/(1 + {}_tq_{x_i})$ if he or she is still alive at age $x_i + t$. This amount tends to $b_i/2$ as t approaches $\omega - x_i$, the remaining part of benefit coming from mortality credits. In this first strategy, participants abandon the amount c_i at time 0 and beneficiaries continue to receive mortality credits after participant's death, until time $\omega - x_i$, which may not be desirable.

Another possibility is to renew membership in one-year survivor funds over time intervals $(0,1), (1,2), \dots$, investing each year the amount of contribution providing the expected benefit b_i targeted by participant i in case of survival. This means that the contribution c_{it} to the survivor fund running over time interval $(t - 1, t)$ is

$$c_{it} = \frac{b_i(1+r)^{-1}}{1 + q_{x_i+t-1}}$$

Under this second strategy, participant i is still sure to receive at least the amount $b_i/(1 + q_{x_i+t-1})$ if he or she is still alive at age $x + t$. Again, this amount tends to $b_i/2$ as t approaches $\omega - x_i$, the remaining part of benefit coming from mortality credits. But participant i is now free to manage his or her savings beyond the yearly contributions c_{it} to the survivor fund. In case of death at age $x_i + k$, future contributions $c_{i,k+t}$, $t = 1, \dots, \omega - x_i - k$, remain with participant's estate. This is important since bequest motives often play an important role when planning retirement. Another possibility is to contribute b_i each year

to the survivor fund so that participant i is certain to get the targeted amount of benefit, supplemented with mortality credits. In the absence of bequest motive, participant i could invest his or her total savings in the survivor fund to get maximum extra return from mortality credits.

Further analysis is required to compare the respective costs of these strategies to create lifelong income compared to conventional life annuities. The latter only grant mortality credits to survivors, thus increasing the income in retirement compared to survivor funds. But conventional annuities require expensive capital charges because of the guarantees they comprise. Survivor funds do not require any such charges but the benefits are not guaranteed. It has been shown that volatility can be lowered by enlarging the number of participants, but there always remains a risk that mortality credits are lower than expected. In that respect, minimum guarantees can be attractive to participants who could be protected against extreme situations where the number of survivors is much larger than expected.

Especially for small communities, the assumption of independence of remaining lifetimes may be violated. It is possible to take into account dependencies between the Bernoulli variables I_i . However, the calculations of conditional expectations quickly become very complicated. The easiest way to account for dependence for small groups may be a conditional independence model, where the Bernoulli variables are independent given a common factor.

CONFLICTS OF INTEREST

There is no competing interests to declare.

ACKNOWLEDGEMENTS

The authors express their deepest gratitude to the Editor and two anonymous referees who provided them with accurate comments that greatly helped to improve this work compared to its initial version. In particular, one of the referees pointed out inaccuracies in the case where contributed amounts vary among participants. Example 4.1 and the accompanying discussion has been provided by him or her, offering us the chance to correct a previous version of our results. We are also grateful to Jan Dhaene and Daniel Linders for having provided us with a copy of their unpublished lecture notes “Foundations of Risk Measurement” where a thorough analysis of decomposition (2.4) can be found in Chapter 7. Michel Denuit gratefully acknowledges funding from the FWO and F.R.S.-FNRS under the Excellence of Science (EOS) programme, project ASTeRISK (40007517).

SUPPLEMENTARY MATERIAL

To view supplementary material for this article, please visit <https://doi.org/10.1017/asb.2022.13>

NOTE

¹ For a (random) sequence Z_n , we write that $Z_n = O_P(n^{-k})$, if, for $k \in \mathbb{R}^+$ and any $\epsilon > 0$, there exists finite $C > 0$ and finite $N > 0$ such that $P[|Z_n| > C \cdot n^{-k}] < \epsilon$ for all $n > N$.

REFERENCES

- ABDIKERIMOVA, S. and FENG, R. (2022) Peer-to-Peer multi-risk insurance and mutual aid. *European Journal of Operational Research*, **299**, 735–749.
- BERNHARDT, T. and DONNELLY, C. (2021) Quantifying the trade-off between income stability and the number of members in a pooled annuity fund. *ASTIN Bulletin*, **51**, 101–130.
- BERNHARDT, T. and QU, G. (2021) Wealth heterogeneity in a closed pooled annuity fund. arXiv preprint arXiv:2110.13467.
- CHEN, A., HIEBER, P. and KLEIN, J.K. (2019) Tonuity: A novel individual-oriented retirement plan. *ASTIN Bulletin*, **49**, 5–30.
- CHEN, A., QIAN, L. and YANG, Z. (2021) Tontines with mixed cohorts. *Scandinavian Actuarial Journal*, **2021**, 437–455.
- CHEN, A. and RACH, M. (2019) Options on tontines: An innovative way of combining tontines and annuities. *Insurance: Mathematics and Economics*, **89**, 182–192.
- DENUIT, M. (2019) Size-biased transform and conditional mean risk sharing, with application to P2P insurance and tontines. *ASTIN Bulletin*, **49**, 591–617.
- DENUIT, M. (2020) Investing in your own and peers' risks: The simple analytics of P2P insurance. *European Actuarial Journal*, **10**, 335–359.
- DENUIT, M. and DHAENE, J. (2012) Convex order and comonotonic conditional mean risk sharing. *Insurance: Mathematics and Economics*, **51**, 265–270.
- DENUIT, M. and ROBERT, C.Y. (2021a) From risk sharing to pure premium for a large number of heterogeneous losses. *Insurance: Mathematics and Economics*, **96**, 116–126.
- DENUIT, M. and ROBERT, C.Y. (2021b) Efron's asymptotic monotonicity property in the Gaussian stable domain of attraction. *Journal of Multivariate Analysis*, 186, Article 104803.
- DENUIT, M. and ROBERT, C.Y. (2021c) Risk sharing under the dominant peer-to-peer property and casualty insurance business models. *Risk Management and Insurance Review*, **24**, 181–205.
- DENUIT, M. and ROBERT, C.Y. (2021d) Corrigendum and addendum to "From risk sharing to pure premium for a large number of heterogeneous losses". *Insurance: Mathematics and Economics*, **101**, 640–644.
- DENUIT, M. and ROBERT, C.Y. (2021e) Collaborative insurance with stop-loss protection and team partitioning. *North American Actuarial Journal*, **26**(1), 143–160.
- DENUIT, M. and ROBERT, C.Y. (2021f) Ordering expectations conditional on a sum, with application to insurance risk pooling. LIDAM Discussion Paper 2021/22, available from <https://dial.uclouvain.be/>.
- DHAENE, J., DENUIT, M., GOOVAERTS, M.J., KAAS, R. and VYNCKE, D. (2002a) The concept of comonotonicity in actuarial science and finance: Theory. *Insurance: Mathematics and Economics*, **31**, 3–33.
- DHAENE, J., DENUIT, M., GOOVAERTS, M.J., KAAS, R. and VYNCKE, D. (2002b) The concept of comonotonicity in actuarial science and finance: Applications. *Insurance: Mathematics and Economics*, **31**, 133–161.
- DONNELLY, C. and YOUNG, J. (2017) Product options for enhanced retirement income. *British Actuarial Journal*, **22**, 636–656.
- FORMAN, J.B. and SABIN, M.J. (2016) Survivor funds. *Pace Law Review*, **37**, 204–291.

- FULLMER, R.K. and SABIN, M.J. (2019) Individual tontine accounts. *Journal of Accounting and Finance*, **19**, 31–61.
- HIEBER, P. and LUCAS, N. (2022) Modern life-care tontines. *ASTIN Bulletin*, **52**(2), 563–589.
- KAAS, R., DHAENE, J., VYNCKE, D., GOOVAERTS, M.J. and DENUIT, M. (2002) A simple proof that comonotonic risks have the convex largest sum. *ASTIN Bulletin*, **32**, 71–80.
- NEWFIELD, P. (2014) The tontine: An improvement on the conventional annuity? *The Journal of Retirement*, **1**, 37–48.
- PIGGOTT, J., VALDEZ, E.A. and DETZEL, B. (2005) The simple analytics of a pooled annuity fund. *Journal of Risk and Insurance*, **72**, 497–520.
- STRASSER, H. (2012) Asymptotic expansions for conditional moments of Bernoulli trials. *Statistics & Risk Modeling*, **29**, 327–343.
- WINTER, P. and PLANCHET, F. (in press) Modern tontines as a pension solution: A practical overview. *European Actuarial Journal*.
- XU, M. and BALAKRISHNAN, N. (2011) On the convolution of heterogeneous Bernoulli random variables. *Journal of Applied Probability*, **48**, 877–888.

MICHEL DENUIT

*Institute of Statistics, Biostatistics and Actuarial Science – ISBA,
Louvain Institute of Data, Analysis and Modeling – LIDAM,
UCLouvain,
Louvain-la-Neuve, Belgium
E-Mail: michel.denuit@uclouvain.be*

PETER HIEBER (CORRESPONDING AUTHOR)

*Department of Actuarial Science,
Faculty of Business and Economics (HEC Lausanne),
University of Lausanne,
Lausanne, Switzerland
E-Mail: peter.hieber@unil.ch*

CHRISTIAN Y. ROBERT

*Laboratory in Finance and Insurance – LFA,
CREST – Center for Research in Economics and Statistics,
ENSAE,
Paris, France
E-Mail: chrobert@ensae.fr*