

# The Pixie Explorers

Activity chart

3-5 year-olds



Fundación  
**MAPFRE**



*The Pixie Explorers* Activity chart for 3 to 5 year olds, 2015.  
Highway Safety and Prevention in Classrooms Programme.

# The Pixie Explorers Activity chart

The Highway Safety and Prevention in Classrooms Programme, is an initiative by the Department For Highway Safety and Prevention of MAPFRE FOUNDATION, for all school ages from 3 to 16 years old, designed to promote accident prevention and best highway practices in teaching centres.

Project management: MAPFRE FOUNDATION - Highway Safety and Prevention Dept.

Coordination: Creative territory.

Edition: La Llave. Gestión y producción cultural.

Educational design: Sergio Callejas Valera.

Design and typeset: M. Isabel Martínez Jiménez and Rebeca López González.

Audiovisual production: La Llave. Gestión y producción cultural.

Animation: Vicente Mallols.

© Illustrations: Sonia Salvador Vicente, M. Isabel Martínez Jiménez and Rebeca López González.

© of this edition:

FUNDACIÓN MAPFRE

Highway Safety and Prevention Dept.

Paseo de Recoletos, 23

28004. Madrid

[www.fundacionmapfre.org](http://www.fundacionmapfre.org)

Any form of reproduction, distribution, public communication or transformation of this work may be performed with authorisation by the owners, except for the exceptions envisaged in the law.

I.S.B.N.: 978-84-9844-556-5

Legal deposit: M-30321-2015




## Index


Symbology.....	6
Activity 1: Traffic controlled by traffic lights.....	8
Activity 2: Seatbelts.....	10
Activity 3: Pets.....	12
Activity 4: Travelling properly in the car. Highway signs.....	14
Activity 5: Highway signs.....	16
Activity 6: Behaviour in the car.....	18
Activity 7: Attention at the wheel.....	20
Activity 8: The way around the streets.....	22
Activity 9: A question for the pixies.....	24
Activity 10: Conclusions.....	26

# Symbology


Investigation activity:




Discovery activity:




Observation activity:



Finding activity:



Imagination activity:




Read and understand activity:



Sorting activity:



Thinking activity:





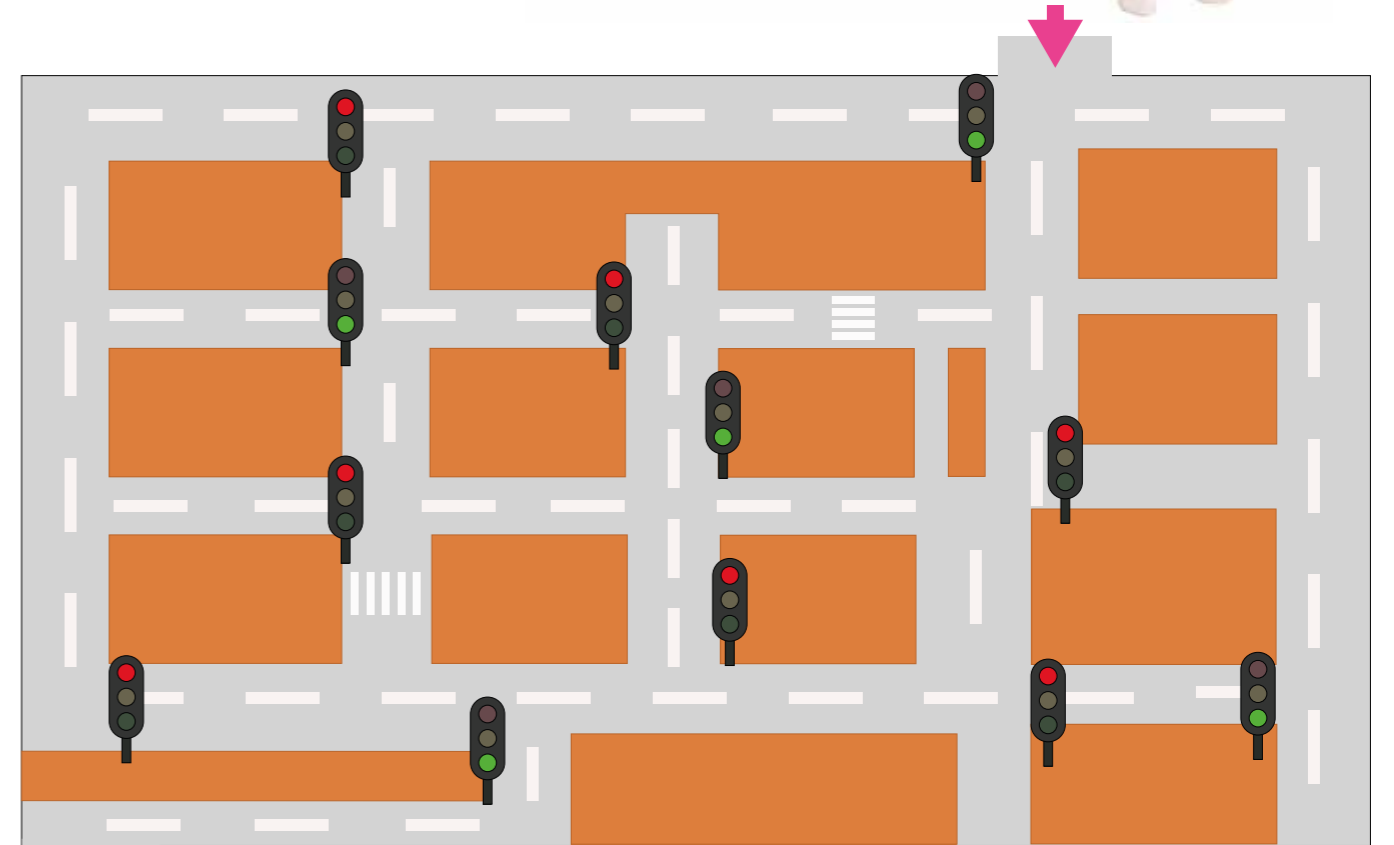


## ACTIVITY 1




### Traffic controlled by traffic lights

Jorge is thinking about his holidays by the sea. But... Could you tell him how to get there? How about this game? Show the way that Jorge and his parents have to follow to get there by car. Look for the green traffic lights and avoid the red ones.





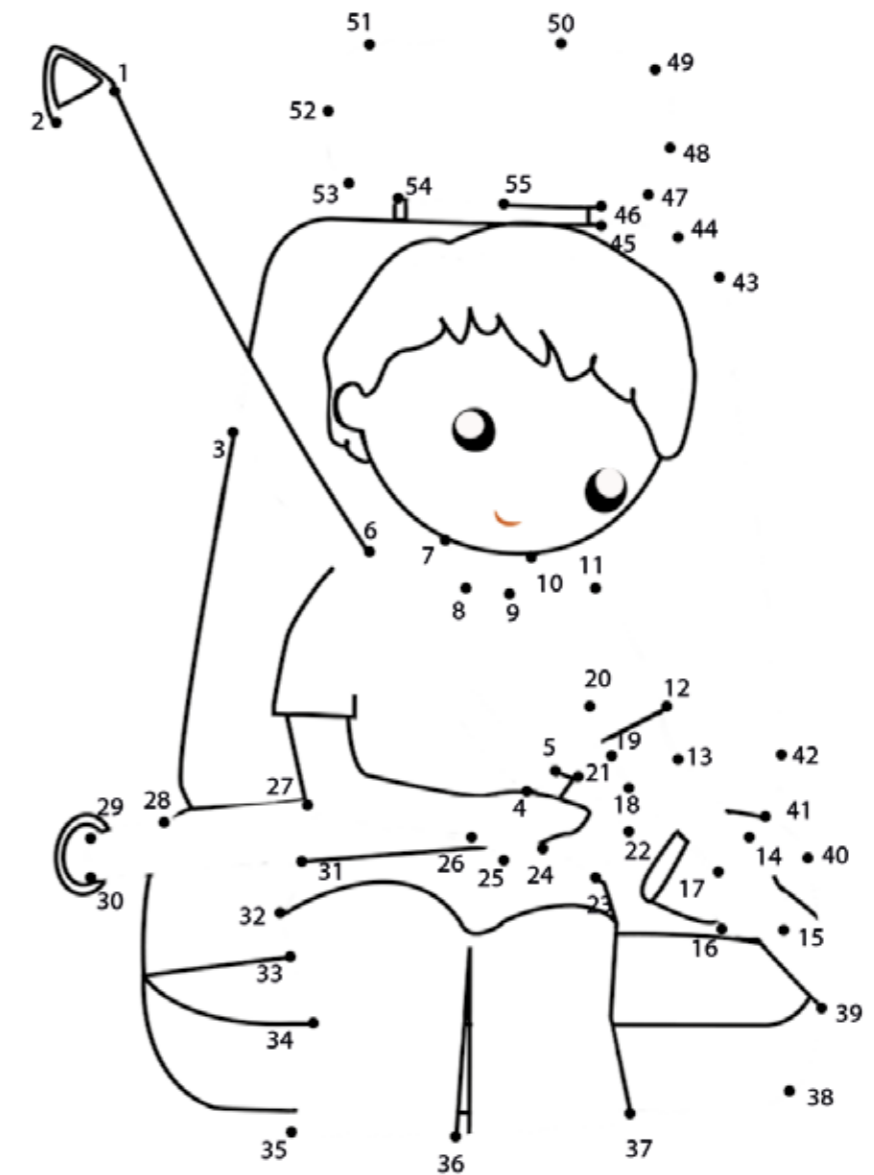
## ACTIVITY 2



### Seatbelts

Jorge and his parents are getting ready for their trip.

Before setting off, everyone has to put their seatbelt on. Jorge knows that, and he decides to put it on himself. Do you know how to do it? Join the dots in the right order to find out.



Fascinating, isn't it? Now colour in the picture.





### ACTIVITY 3





#### Pets

We've just seen how Jorge fastens his seatbelt. Jorge and his family are travelling with their dog, Toby.

Our pets have to travel safely too. What's more, we have to look after them when we are out in the street.

Put a tick in the circle next to the pictures that are the right thing to do and a cross in the wrong ones.

The first one is done for you as an example.







## ACTIVITY 4






Travelling properly in the car. Highway signs








### Learning more about the pixies.

Jorge started to get very anxious on the trip. What's more, he wanted to play with Toby and let him out of his harness. That was when his mother remembered the story she had been told when she was little, the one about the pixie explorers.

Read the following text and say the words for each of the pictures. You will learn a bit more about the pixie explorers.

Tim and Sally are pixie explorers. They look after us on our trips.

They make sure we always have our  on, and don't like it when we distract the , because they can't concentrate on the road. 

When they are not travelling, they live in a  signposted in the same way as our things. Their streets have , where the lights are really , one , another one  and the other . The pedestrian crossings are  of white in a row and that means they can cross paths safely.

The signs are flags hanging from the .


Their pets are , which they hold on to using string, as if they were .

They wait and look forward to helping us on our next trip.




Use your imagination! Try to draw what the streets would look like in the pixies' forest. You can look at the story you completed before to help you.

## ACTIVITY 5



### Highway signs

In the previous activity, you found out a bit more about the lives of the pixie explorers. Now look at the next picture.







## ACTIVITY 6



### Behaviour in the car

Jorge and his family have a fright on their trip. Luckily nobody is hurt and it was just a fright, since they always try to observe the safety rules and keep the pixies happy. Look at the following pictures.



They look the same, don't they? But they aren't, the differences are the good things and bad things we do when we are travelling. If you can spot the differences, you will know what observing the highway code rules means while travelling. Draw a red circle around the things that you think do not observe the safety rules, and a green one around those that do. Do you think you could keep the pixies happy?





## ACTIVITY 7



### Attention at the wheel

The pixies are invisible because they don't want to distract the driver. Everyone tries to behave in Jorge's car so that the driver can always pay attention to the road. Thanks to this, the family travels safely.

Decide which sort of behaviour will help Jorge's father to keep his attention on the road and which ones won't. Circle the Yes or No.

- Jorge and Toby are enjoying the trip, looking out of the window at the countryside.

Yes No

- During the trip, Jorge reads an exciting adventure book.

Yes No

- Jorge, who is not wearing his seatbelt, keeps fastening and unfastening his father's seatbelt.

Yes No

- Toby is lovingly playing with Jorge's mother in the front seat.

Yes No

- Jorge and his mother are playing "I spy with my little eye..."

Yes No

- Jorge and his mother are arguing and shouting in the car.

Yes No





## ACTIVITY 8



### The way around the streets

After have a great day on the beach, it is time to go home. Jorge's family walk to the car and are getting ready to cross the street on a pedestrian crossing.

Can you help them? Number the following pictures in the right order. You will help them know what they have to do to cross the road safely.



—



—



—



1



—




—





## ACTIVITY 9



### *A question for the pixies*

On the way home Jorge has a lot of questions for the pixies.

Think about the things we have seen and write five questions for the pixies about things you would like to know about when travelling in the car or walking along the street.

#### **Example:**

I am five years old. How long do I have to keep using my baby seat?

1. \_\_\_\_\_

2. \_\_\_\_\_

3. \_\_\_\_\_

4. \_\_\_\_\_

5. \_\_\_\_\_

Now imagine you are a pixie. Try to answer the questions in your class to find the right answers.





## ACTIVITY 10



### Conclusions

The pixies' work is done. Jorge and his family have arrived safely home.

You set yourself the following challenge. Find five things on the beach in this picture that worry the pixies. Draw a circle around each one.

Traffic light    Pedestrian crossing

Baby seat    Toby    Sign





Continue to learn  
with us - find out  
more here!



[www.fundacionmapfre.org](http://www.fundacionmapfre.org)