


Panama

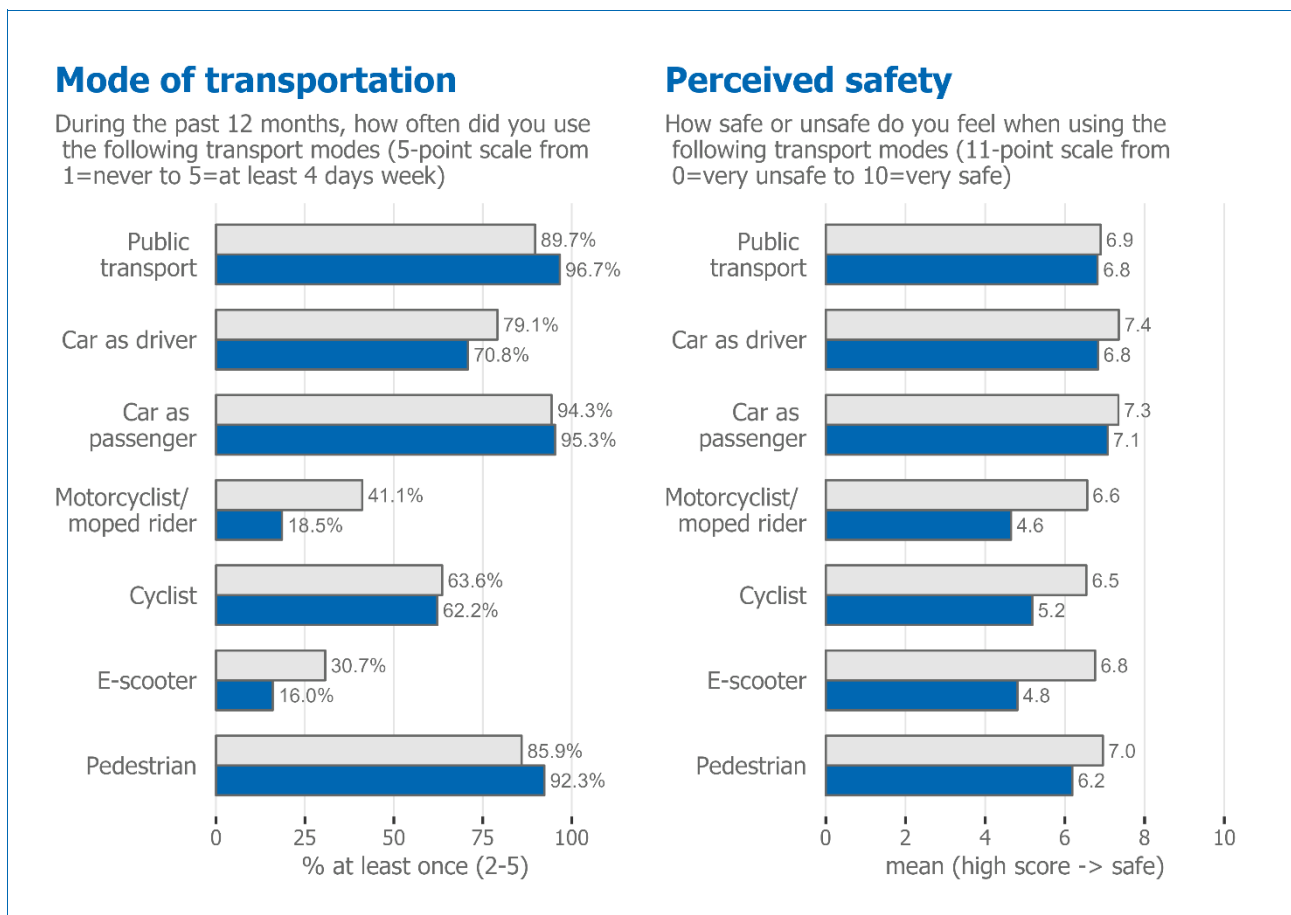
ESRA3 Country Fact Sheet

Version 2 (01/2024)

ESRA (E-Survey of Road Users' Attitudes) is a joint initiative of road safety institutes, research centres, public services, and private sponsors from all over the world. The aim is to collect and analyse comparable data on road safety performance and road safety culture. The ESRA data are used as a basis for a large set of road safety indicators. These provide scientific evidence for policy making at national and international levels. Vias institute in Brussels (Belgium) initiated and coordinates ESRA, in cooperation with ten steering group partners (BAST, DTU, IATSS, ITS, KfV, NTUA, PRP, SWOV, TIRF, University Gustave Eiffel). At the heart of ESRA is a jointly developed questionnaire survey, which is translated into national language versions¹. The themes covered include: self-declared behaviour, attitudes and opinions on unsafe traffic behaviour, enforcement experiences and support for policy measures. The survey addresses different road safety topics (e.g. driving under the influence of alcohol, drugs and medicines, speeding, distraction) and targets car occupants, motorcyclists and moped riders, cyclists, riders of e-scooters and pedestrians.

This fact sheet contains the key results of the ESRA3 survey, which was conducted simultaneously in 39 countries in 2023. In total this online panel survey collected data from more than 37,000 road users (855 in Panama, aged 18-74). The ESRA3 survey in Panama was supported by Fundación MAPFRE. An overview of the initiative and more results are available on www.esranet.eu.

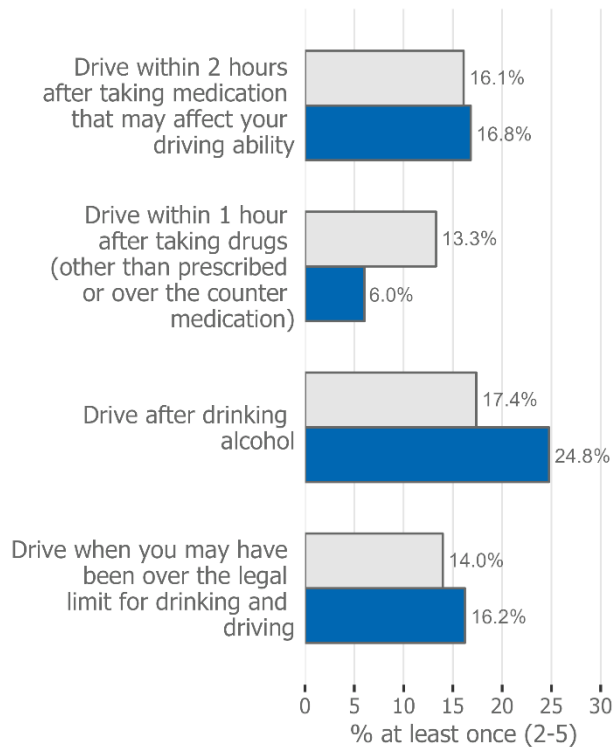
The following figures show a core set of variables in which Panama (blue bar ) is compared with the America8 ESRA3 mean² (grey bar )



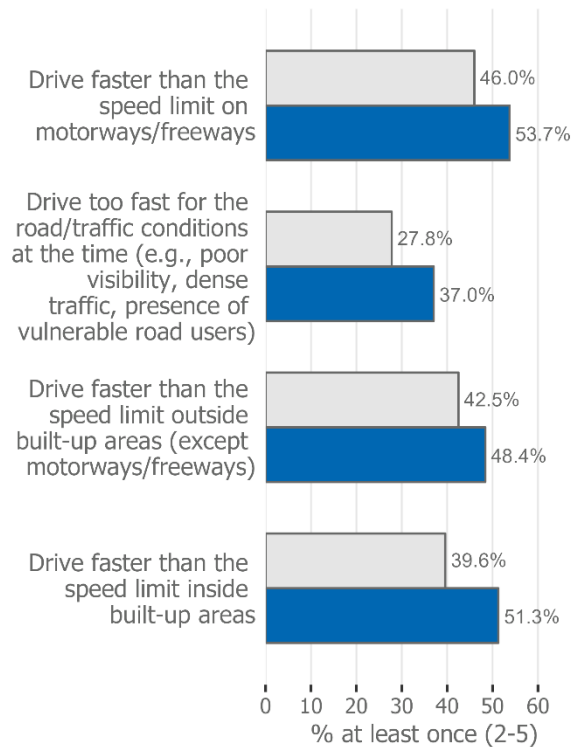
Self-declared behaviour

Over the last 30 days, how often did you ...? (5-point scale from 1=never to 5=(almost) always)

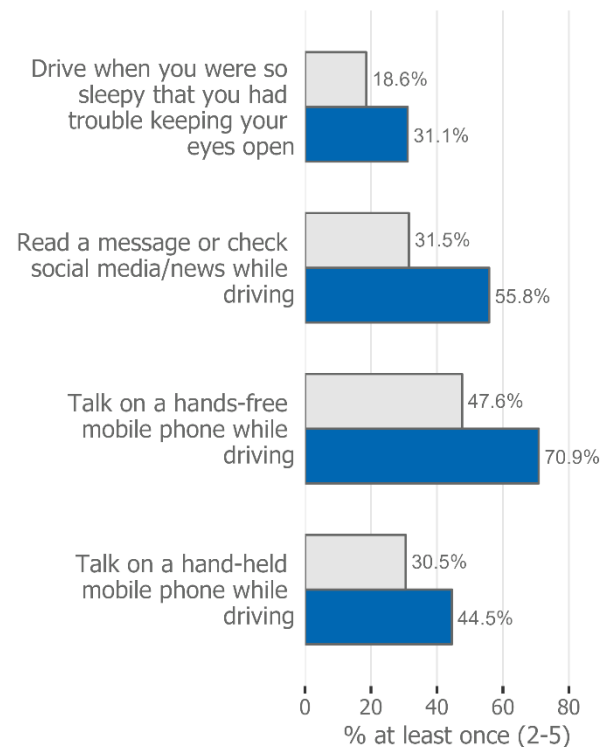
DUI as a car driver



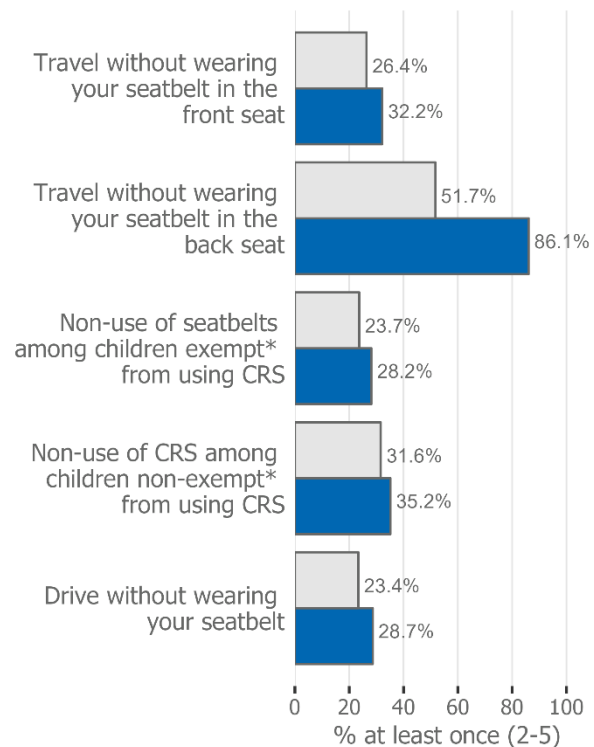
Speeding as a car driver



Distraction & fatigue as a car driver



Seat belt use in a passenger car

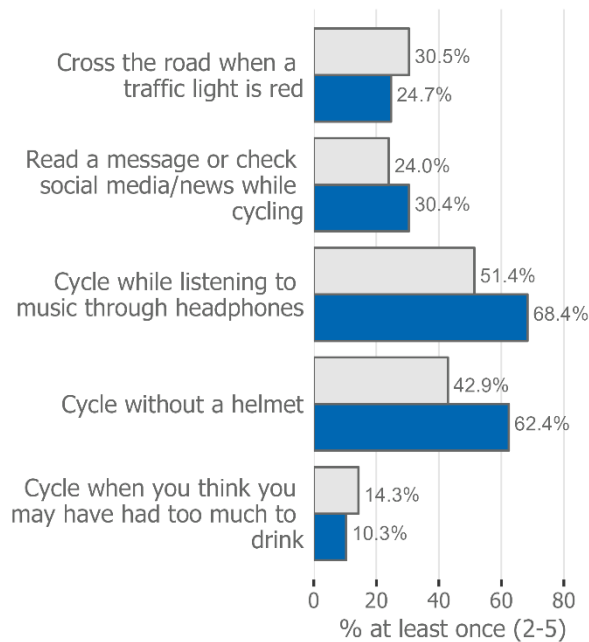


* specified based on national regulation; CRS = Child Restraint System

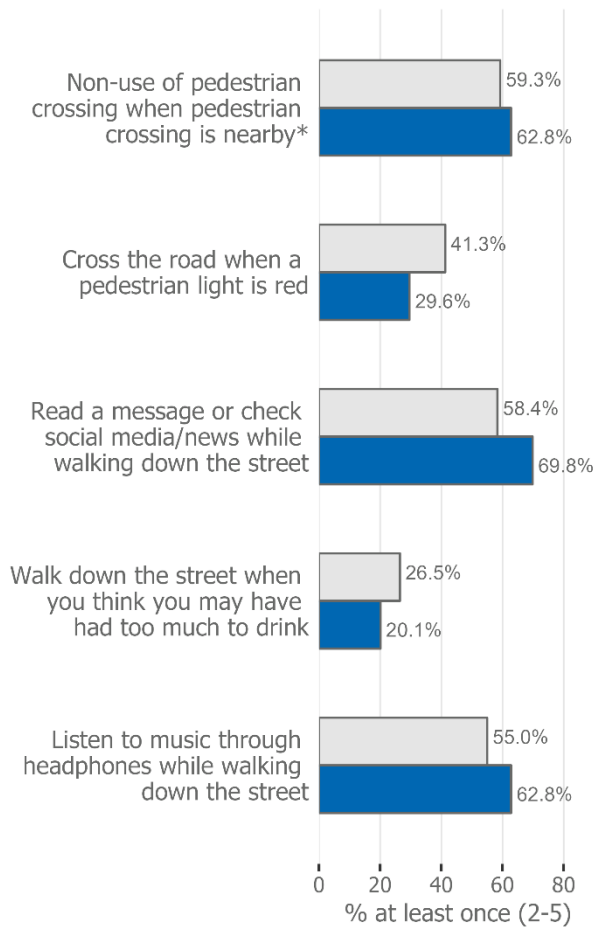
Self-declared behaviour

Over the last 30 days, how often did you ...? (5-point scale from 1=never to 5=(almost) always)

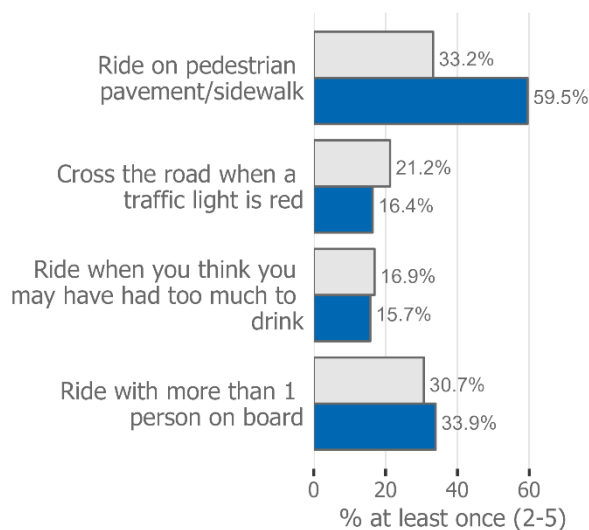
Cyclists



Pedestrians



E-scooter riders



* specified based on national regulation

Sample size**

Road users who use each transport mode at least a few days per month.

Mode of transportation	Panama	America8
Car drivers	542	5,894
Car drivers who transported children (<18y) exempt* from using CRS	295	2,970
Car drivers who transported children (<18y) non-exempt* from using CRS	324	3,149
Car passengers	690	6,389
Cyclists	318	3,967
E-scooter riders	60	1,683
Pedestrians	705	6,187

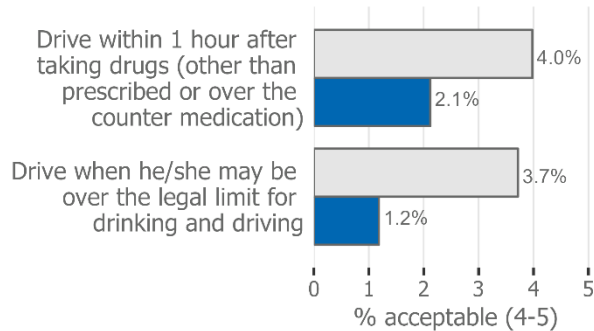
**weighted sample for self-declared behaviours. CRS = Child Restraint System

Personal acceptability

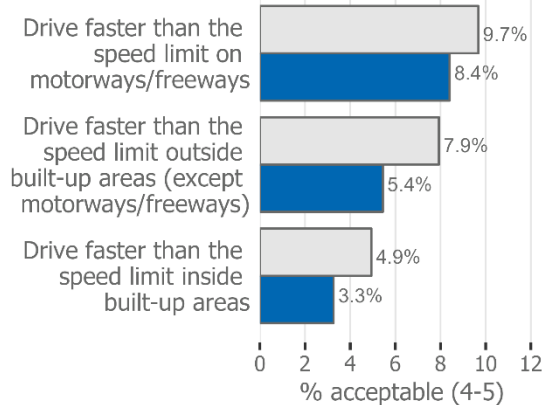
How acceptable do you, personally, feel it is to ...? (5-point scale from 1=unacceptable to 5=acceptable)

Car drivers

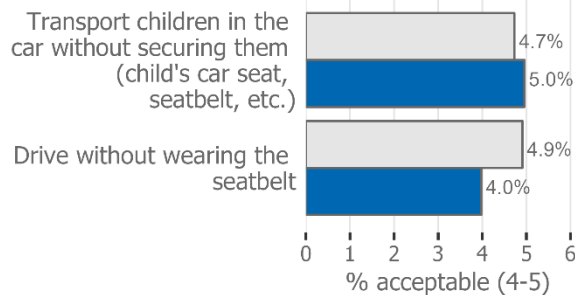
DUI



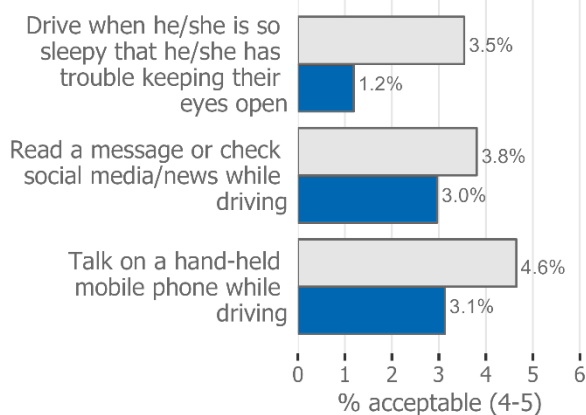
Speeding



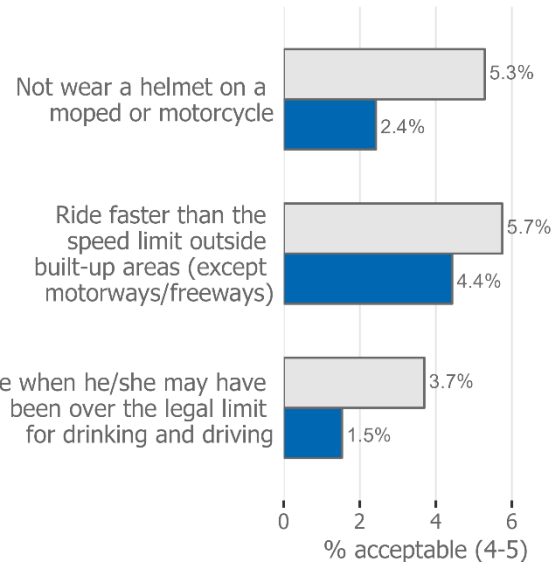
Seat belt



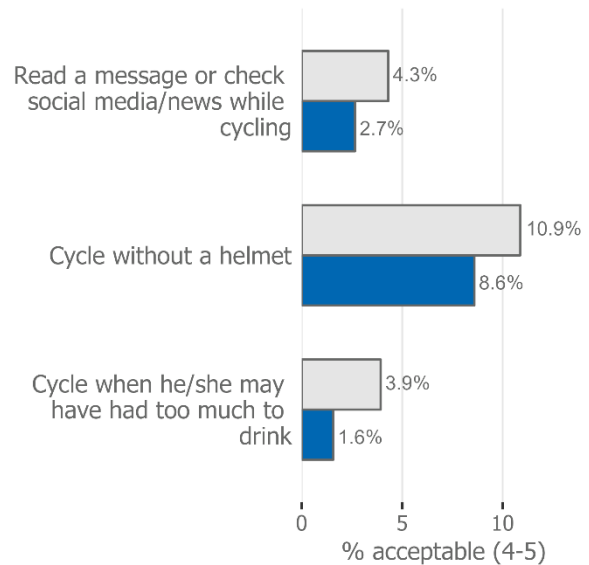
Distraction & fatigue



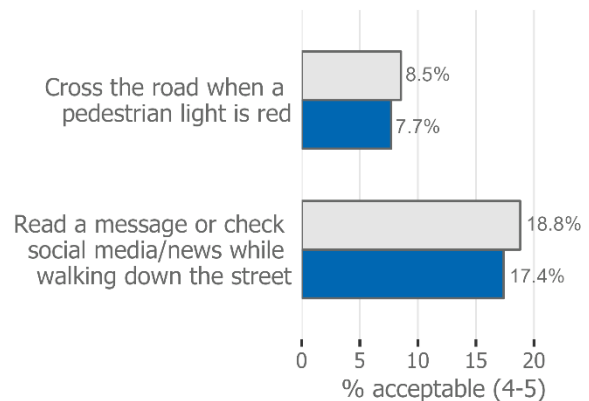
Motorcyclists & moped riders



Cyclists

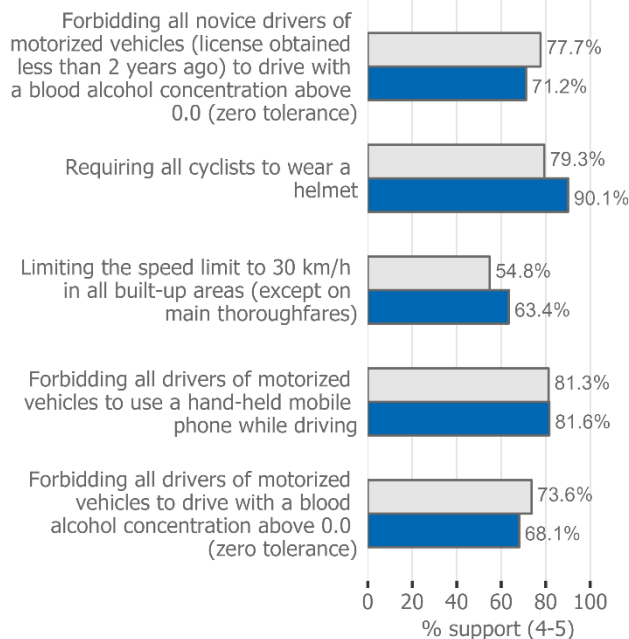


Pedestrians



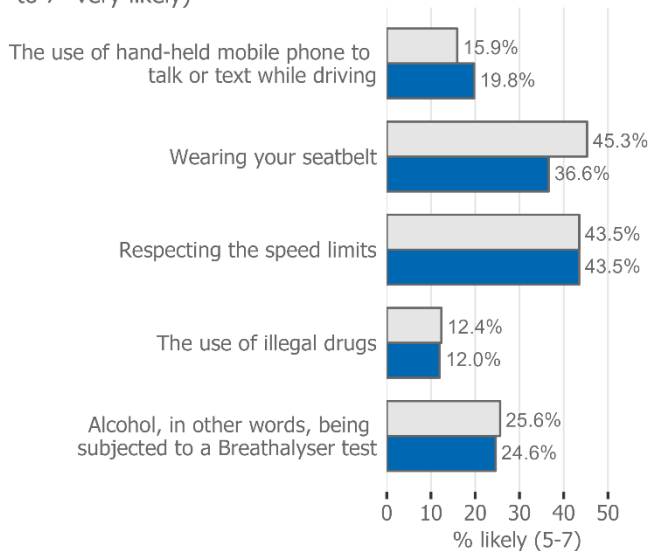
Support of policy measure

Do you oppose or support a legal obligation ...? (5-point scale from 1=oppose to 5=support)

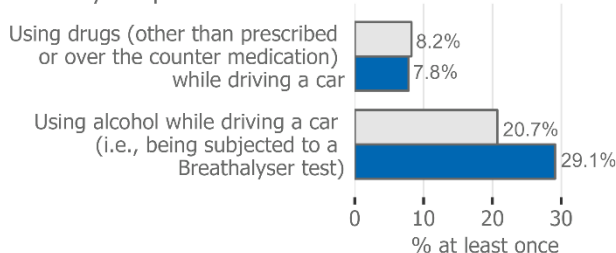


Enforcement

On a typical journey, how likely is it that you (as a car driver) will be checked by the police (including camera's or radars) for ...? (7-point scale from 1=very unlikely to 7=very likely)



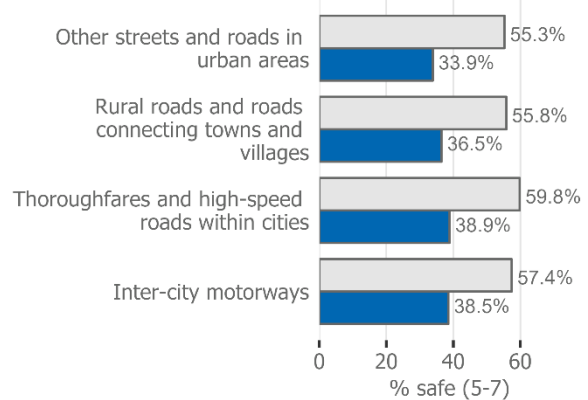
In the past 12 months, how many times have you been checked by the police for ...?



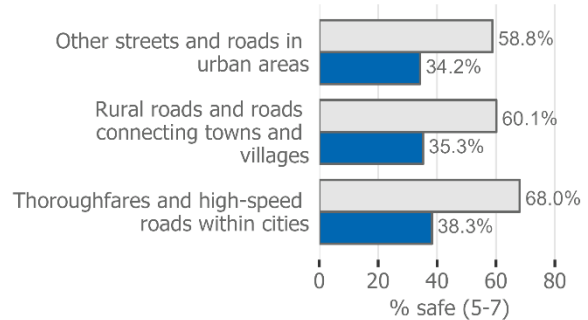
Infrastructure

How would you rate the roads that you regularly use in terms of safety ...? (7-point scale from 1=very unsafe to 7=very safe)

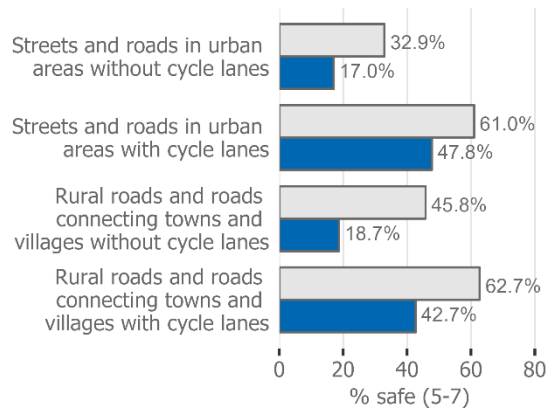
Car drivers



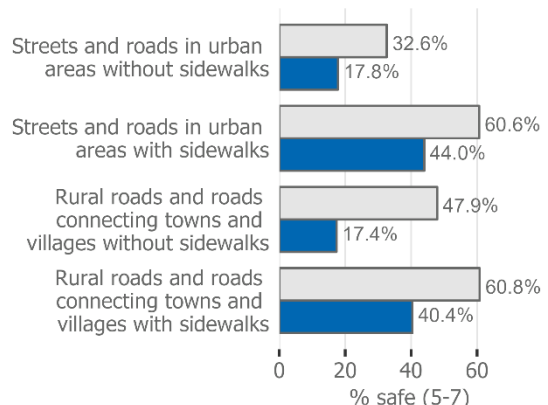
Motorcyclists & moped riders



Cyclists



Pedestrians



Background Data

Basic data of Panama in relation to the America8³ mean.

Exposure	year	Panama
total length of roads (km)	2020	17,419
total length of motorways (km)	NA	NA
vehicle kilometres (total in millions)	NA	NA
motorisation rate (motor vehicles/1000 inhab.)	2016	296.1
Source: IRF, Geneva, Switzerland; WHO (2018)		

Persons killed in road crashes by age, gender and transport mode					
	Panama		America8*		
	absolute number	%	absolute number	%	
0-14	NA	NA	1,426	2.9	
15-17	NA	NA	1,402	2.8	
18-24	NA	NA	7,421	14.9	
25-49	NA	NA	20,862	41.8	
50-64	NA	NA	10,319	20.7	
≥65	NA	NA	8,152	16.3	
unknown age	NA	NA	278	0.6	
male	374	85.0	83,692	77.7	
female	66	15.0	23,889	22.2	
unknown gender	0	0.0	105	0.1	
car (including taxi)	NA	NA	15,805	31.7	
moped	NA	NA	10,408	20.9	
motorcycle	NA	NA	1,545	3.1	
bicycle	NA	NA	8,934	17.9	
pedestrian	NA	NA	13,168	26.4	
other	NA	NA			
TOTAL	440	100.0		100.0	
fatalities per 1,000,000 inhab.	109.3		131.3		
Data of Panama from 2016. America8* based on the most recent data available by country. Due to missing data, not included in mean for age and transport modes: Brazil, Mexico, Panama, Peru. The mean for gender and 'fatalities per 1,000,000 inhab.' includes all countries. Source: OECD ; WHO (2018)					

Population			
	year	Panama	America8
population	2021	4,351,267	820,247,698
density (inhab./km ²)	2021	58.7	25.9
males (% of total)	2021	50.0	49.3
females (% of total)	2021	50.0	50.7
urban (% of total)	2021	68.8	83.5
internet users (per 100 people)	2021	67.5	84.2

Source: [World Bank](#)

Traffic legislation in Panama	
Speed limits for passenger cars:	(km/h)
motorways	120
rural roads	100
urban roads	80
Drink-driving:	BAC limits (g/l)
max. BAC for drivers	0.50
max. BAC for young/novice drivers	0.50
max. BAC for professional drivers	0.50
Existence of drug-driving law	Yes
Protective systems:	
obligation to use seatbelt in front seat	Yes
obligation to use seatbelt in rear seat	Yes
obligation to use child restraint systems for transport of children	No
obligation to use a helmet as a motorcyclist	Yes
Prohibition to use mobile phone while driving (hand-held)	Yes

Source: [WHO \(2018\)](#)

¹ Please note that this country fact sheet has been written in British English. Exact wording of items and spelling was adapted according to the needs of the national language versions of the ESRA3 survey.

² The America8 ESRA3 mean is based on the results of the eight North and Latin American countries participating in the ESRA3 survey: Brazil, Canada, Chile, Colombia, Mexico, Panama, Peru, United States.

³ The America8 mean used in the background data is based on the national data of the eight North and American countries participating in the ESRA3 survey (for countries see footnote 2 above).

The ESRA3 survey in Panama was supported by Fundación MAPFRE.

Please refer to this document as: Vias institute. (2023). *Panama – ESRA3 Country Fact Sheet. ESRA3 survey (E-Survey of Road users' Attitudes)*. Version 2 (01/2024). [Fact sheet]. <https://www.esranet.eu/storage/minisites/esra2023countryfactsheetpanama.pdf>

For more information: www.esranet.eu or email esra@vias.be

