

AGE 6-7

Don't worry, Scaredy-dog!



ACTIVITY BOOK

STUDENT

FUNDACIÓN **MAPFRE**

Cuidado **SOS**



AGE 6-7

Don't worry, Scaredy-dog!



ACTIVITY BOOK

STUDENT

FUNDACIÓN **MAPFRE**

Cuidado **SOS**



Special edition for the project CuidadoSOS FUNDACIÓN MAPFRE, August 2013

Technical co-ordinator FUNDACIÓN MAPFRE: Raquel Manjón
Editorial co-ordinator: Carla Balzaretto Flores
Edition: Carolina Pérez Gutiérrez
Cover and interior design: Jonás Gutiérrez
Layout: Verónica de la Sierra
Translation: Molly Bechert

Text: Elena de Santiago
Illustrations: Antonia Santolaya
Photographs: Javier Calbet, Sonsoles Prada, Juan Baraja, Sergio Cuesta, José Manuel Navia/Archivo SM; Olimpia Torres; Pedro Carrión Juárez; Montse Fontich; Don Farrall, C. Squared/PHOTODISC; Laurence Mouton/PHOTOALTO; Stacey Newmann/iSTOCKPHOTO; Oliver Stratmann/DREAMSTIME; JOHN FOX IMAGES/GETTY IMAGES; BANANASTOCK; FANCY; PHOVOIR; INGRAM; THINKSTOCK; STOCKDISC; 123RF

© FUNDACIÓN MAPFRE, 2013
Paseo de Recoletos, 23
28004 Madrid
www.fundacionmapfre.org

© Ediciones SM, 2013
Impresores, 2 – Urbanización Prado del Espino
28660 Boadilla del Monte, Madrid
www.grupo-sm.com

Legal deposit: M-16144-2013

Printed in the EU

FREE MATERIAL. NOT FOR SALE.

Scaredy-dog is so
FRIGHTENED...

that he doesn't know what to do
or what to say.



Scaredy-dog has lots of
QUESTIONS...



and he needs help understanding

nearly **EVERYTHING.**

**Do you want to hear Scaredy-dog's long list of questions?
And their answers?**

1st QUESTION

What if I want to put out a **FIRE**?

**In case of fire, call the fire brigade.
They'll come to your aid.**


His next-door neighbour was cooking ...



... and Scaredy-dog noticed a little cloud of smoke in his living room

... so he decided to call the fire brigade.
But he couldn't remember the number!

- Colour in this note for Scaredy-dog so that he can stick it to his fridge with a magnet.



● Circle the things that will catch fire if they are near a flame.



.....Remember.....

- KEEP AWAY FROM OPEN FLAMES, LIKE THOSE ON THE COOKER.
- SMOKE TELLS US THAT THERE IS A FIRE. IF YOU SEE OR SMELL SMOKE, TELL SOMEONE RIGHT AWAY.
- DO NOT TRY TO PUT OUT A FIRE YOURSELF: ASK FOR HELP.



2nd QUESTION

What if I hear the
FIRE ALARM?

Learning about things will help
you react, and that's a fact.



● Fill in the missing letters.

Plin wants to be a firefighter
when he grows up.

He loves h__l__ __ts and helping
people who are in t__ou__ __e.

At school, Plin learned what
a smoke d__t__ct__r is and where
to find the fire a__ __r__ call point
and the fire __x__ __ ngu__ __ her__.

ABOVE ALL, Plin knows that it is
very important to keep c__ __m.



- Look at Plin's school and draw these three things where they belong: the smoke detector, the fire alarm call point and the fire extinguishers.



.....Remember.....

- FIRE DRILLS TEACH US WHAT TO DO IN CASE OF FIRE.
- SMOKE DETECTORS WARN US THAT THERE IS A FIRE AND GIVE US TIME TO GET OUT SAFELY.
- KEEP CALM.



3rd QUESTION




What if I get **CONFUSED?**

**Stop and think to clear your head.
Soon you will feel calm instead.**

Plin made this list of things to do in case of a fire for Scaredy-dog. But it looks like a few things are missing! Will you help him finish it?

1. Get
2. Keep calm.
3. Follow
4. Close all the windows and doors you can on your way out of the building.
5. If there is smoke, you should
6. Once the building has been evacuated, the adults can try to put out the fire with the equipment available until the fire brigade arrives.

Look at these pictures of Plin and Scaredy-dog reacting to a fire. Which ones show them doing the right thing? Put a smiley face on the pictures where they are doing what they should, and a sad face on the ones where they are making a mistake.



Remember

- THINK BEFORE YOU ACT.
- CLOSE WINDOWS AND DOORS ON YOUR WAY OUT TO KEEP THE FIRE FROM SPREADING.
- IF THERE IS SMOKE, CRAWL ON THE FLOOR AND COVER YOUR MOUTH.



4th QUESTION


What if I'm trapped and I can't **GET OUT?**

**If there's fire all around,
find a door and you'll be safe and sound.**

Is Scaredy-dog doing what he should? Write YES or NO on each picture.



● Help Pedro the firefighter reach Scaredy-dog's house.



Scaredy-dog is now an expert in *fire safety*.
All his questions have been answered, and it's
all thanks to your h__ _p.

THANK YOU VERY MUCH!

The Fire Brigade of _____ hereby
certifies that _____
has received fire safety training and knows
how to stay safe in the event of a fire.

5th QUESTION



What if we have to evacuate the building?

When it's time to evacuate, follow the rules, don't hesitate!



Show Plin what to do in an evacuation.

Colour the circle green if he should do it, and red if he shouldn't.

- Stop to collect your things.
- Listen to your teacher's instructions.
- Walk slowly and take your time in the corridor.
- Walk in an orderly fashion and don't push.
- Walk along the wall.
- Use the lift.
- Run to the exit.
- Once you're outside, leave the school by yourself.
- Stay with your group at the assembly point.

- Do you remember what Plin and Scaredy-dog mistook for an emergency exit sign in the story? Circle the correct answer.




- How about you? Do you know what an EMERGENCY EXIT sign looks like? Mark the correct sign with a cross.



.....Remember.....

- IF YOU HEAR THE ALARM, LISTEN FOR INSTRUCTIONS FROM ADULTS AND DO AS THEY SAY.
- DO NOT STOP TO PICK UP YOUR THINGS.
- WALK IN AN ORDERLY FASHION AND DON'T PANIC.



6th QUESTION

What if I don't know what to do?

**If you must escape, this is true:
an adult will always help you.**

Above all, keep calm!

This is some of the best advice you could give Scaredy-dog, because... well, in case you hadn't noticed, when he panics, he can't do anything!



● Fill in the missing letters to reveal what Plin's teacher has written.

In case of an evacuation at

sc___o___, listen to your

t___ch___r's instructions.

Walk in an orderly fashion

along the w___l,

be sure to keep moving,

and always stay with your g___ou___.



Where is the assembly point at your school? Ask your teacher and write the answer here.


Scaredy-dog is now an expert in *evacuations*.
All his questions have been answered, and it's all thanks to your h____ p_____.

THANK YOU VERY MUCH!

The Chief Emergency Officer of _____
_____ School hereby certifies that
_____ knows what to do in case of
an evacuation.

Remember

- WALK IN SINGLE FILE AND KEEP MOVING.
- IN CASE OF FIRE, TAKE THE STAIRS, NEVER THE LIFT.
- IT IS IMPORTANT THAT YOU STAY WITH YOUR GROUP.



7th QUESTION

What if I have an accident?

It's better to be safe than sorry.

Scaredy-dog doesn't touch sockets... and he stays away from the cooker when Mrs Jones is cooking.



- Find out the hidden message by replacing each picture with the letter from the table on page 17.



























A MESSAGE FROM PEDRO THE FIREFIGHTER:



P



To discover the hidden message on the opposite page, look for the letter that each symbol represents in the table below. Oh, you're in luck! Pedro the firefighter has given you a hint: the first letter!

A 	B 	C 	D 	E 	F 	G 	H 	I 
J 	K 	L 	M 	N 	O 	P 	Q 	R 
S 	T 	U 	V 	W 	X 	Y 	Z 	

Have you discovered the message? Copy it here, this time just with the letters.

P _ _ _ _ _

Remember

- MATCHES AND LIGHTERS ARE DANGEROUS. YOU COULD GET BURNED OR START A FIRE.
- SOCKETS AND SHARP OBJECTS MUST ONLY BE USED BY ADULTS.



ACCIDENTS


8th QUESTION

What if a friend gets hurt?

**Accidents happen to me and you.
Finding help is the thing to do.**


Friends must h__l__ each other, just like P__ _n
and Sc__ _e__ _-d__g.

● Circle the pictures where the right thing is being done.



Mrs Jones keeps a first-aid kit at home. It contains the essential things she needs to treat an injury. Fill in the missing letters and then match the words to the pictures.

g _ _ _ ze



p _ ast _ _ _



b _ nd _ _ es



B _ tad _ n _

gl _ v _ s




th _ _ m _ me _ e _



Remember

- ASK AN ADULT FOR HELP IF YOU OR SOMEONE ELSE HAS AN ACCIDENT.
- DON'T PLAY ROUGH GAMES.
- CHEW THOROUGHLY AND DRINK SLOWLY.



9th

QUESTION

What if something happens on the road?



Watch where you're going and always look around you.

On his way to s__h__ __ l, Plin holds h__nds with an adult, he never crosses the street alone and he always crosses at the pe__es__ri__n crossing. He pays attention to the traffic lights, and he never crosses the street if there is a r__ __ light.

- Plin doesn't understand some of the signs he sees at school, at home and on the road. Can you help him? Write the meaning of each sign on the lines below the pictures.









Put the cut-outs you'll find on page 23 where they belong. Some are signs and others are things that help prevent accidents and direct traffic.



.....Remember.....

- SOME MATERIALS AND LIQUIDS ARE TOXIC, AND TOUCHING OR DRINKING THEM COULD MAKE YOU ILL.
- PAY ATTENTION TO TRAFFIC SIGNS AND RESPECT THEM.
- IN AN EMERGENCY, CALL 112.





TEN RULES FOR STAYING SAFE

In case of fire, call the **FIRE BRIGADE**. They'll come to your aid.

LEARNING about things will help you react, and that's a fact.

Stop and **THINK** to clear your head. Soon you will feel calm instead.

If there's fire all around, **FIND A DOOR** and you'll be safe and sound.

When it's time to evacuate, **FOLLOW THE RULES**, don't hesitate!

If you must escape, this is true: **SOMEONE WILL ALWAYS HELP** you.



It's better to be **SAFE** than sorry.




Accidents happen to me and you. **FINDING HELP** is the thing to do.

Watch where you're going and always **LOOK AROUND** you.

In an emergency, you know what to do: call **112**.



CUT-OUTS FOR PAGE 21



The town/city council of _____
_____ hereby certifies that the citizen
_____ knows how to prevent
accidents.

1st Question

Circle: jumper, paint tin, oil, book, wood and petrol pump.

2nd Question

Plin wants to be a firefighter when he grows up. He loves **HELMETS** and helping people who are in **TROUBLE**.

At school, Plin learned what a smoke **DETECTOR** is and where to find the fire **ALARM** call point and the fire **EXTINGUISHERS**.

ABOVE ALL, Plin knows that it is very important to keep **CALM**.

Draw: The smoke detector goes on the ceiling / the fire alarm call point goes on the wall / the fire extinguishers go on the wall.

3rd Question

Complete the list:

1. Get **help**.
3. Follow **the teachers or adults**.
5. If there is smoke, you should **crawl low under it and cover your mouth with a cloth**.

Smiley faces on pictures 2 and 4.

Sad faces on pictures 1 and 3.

4th Question

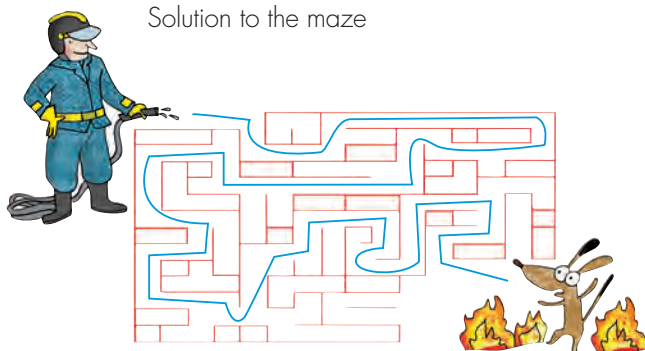
Picture A - NO

Picture B - YES

Picture C - YES

Picture D - NO

Solution to the maze



5th Question

- Stop to collect your things (red).
- Listen to your teacher's instructions (green).
- Walk slowly and take your time in the corridor (red).

- Walk in an orderly fashion and don't push (green).
- Walk along the wall (green).
- Use the lift (red).
- Run to the exit (red).
- Once you're outside, leave the school by yourself (red).
- Stay with your group at the assembly point (green).

Circle the SLIPPER.



6th Question

In case of an evacuation at **SCHOOL**, listen to your **TEACHER'S** instructions. Walk in an orderly fashion along the **WALL**, be sure to keep moving, and always stay with your **GROUP**.

7th Question

P L A Y I T S A F E

8th Question

Friends must **HELP** each other, just like **PLIN** and **SCAREDY-DOG**.

Circle: child with sling / child with ice gauze/plasters/bandages/Betadine/gloves/ thermometer

9th Question

On his way to **SCHOOL**, Plin holds **HANDS** with an adult, he never crosses the street alone and he always crosses at the **PEDESTRIAN** crossing. He pays attention to the traffic lights, and he never crosses the street if there is a **RED** light.



Electric shock risk

Toxic

Not drinking water

Stop

Put the:

Electric shock risk sign – on the tower

Pedestrian crossing sign – on the crossing

Drinking water sign – on the fountain

This activity book is part of CuidadoSOS educational project and is aimed at 1st and 2nd year Primary School children.

Its goal is to foster the prevention of childhood accidents, at school and in the home. Both the information and activities proposed in the booklet encourage safe and responsible behaviour.

In these pages, FUNDACIÓN MAPFRE endeavours to make children aware of where and why accidents occur, how fires start (and how they could be prevented), how to proceed in case of evacuation and so on.

If you wish to receive further information about the CuidadoSOS project, or if you would like to collaborate with its circulation please contact us through the following websites:

www.fundacionmapfre.org

www.cuidadosos.com

www.educatumundo.com

