

# Country Report

## Costa Rica

### Sound fundamentals but fiscal fragilities



#### General Information

<b>GDP</b>	USD49.553bn (World ranking 82, World Bank 2014)
<b>Population</b>	4.94mn (World ranking 118, World Bank 2014)
<b>Form of state</b>	Democratic Republic
<b>Head of government</b>	Luis Guillermo Solis
<b>Next elections</b>	2018, presidential and legislative



#### Strengths

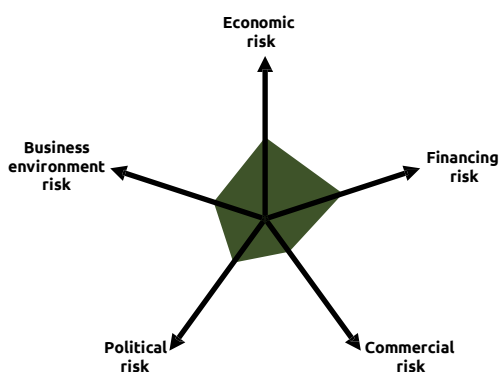
- Stable, enduring democratic framework
- Dynamic tourism sector
- Moderate public and external debt
- Large FDI inflows
- Large foreign reserves, covering more than 5 months of imports

#### Weaknesses

- High dependency on US (foreign investment in a few large companies, export demand and tourism)
- Large fiscal deficit which requires tax reform to raise the low structural revenue base
- Declining exports

#### Country Rating

**BB1**



Source: EulerHermes

#### Trade Structure

By destination/origin (% of total)

Exports		Rank		Imports	
United States	29%	1	48%	United States	
China	13%	2	8%	China	
Malaysia	10%	3	7%	Mexico	
Mexico	8%	4	3%	Japan	
United Kingdom	8%	5	3%	Israel	

By product (% of total)

Exports		Rank		Imports	
Electrical machinery	58%	1	20%	Electrical machinery	
Vegetables and fruits	15%	2	12%	Petroleum products	
Office machines	5%	3	6%	Road vehicles	
Scientific instruments	4%	4	4%	Miscellaneous articles	
Miscellaneous articles	2%	5	4%	Telecommunication	

Source: ITC, Chelem

## Economic Overview

### Growth on the path to recovery

Real GDP decelerated to +2.7% in 2015 after +3.5% in 2014. The sharp contraction of exports (-8.6%) caused by Intel's (microchips) withdrawal from the country and negative effects from adverse weather conditions (El Niño) on agriculture output was the main drag on growth. Domestic demand remained indeed dynamic. Private consumption accelerated to +4.6% (from +3.9% in 2014), supported by low oil prices, negative inflation, and buoyant credit growth. Investment also strengthened to +8.2% from 4.5% in 2014.

Euler Hermes expects the economy to accelerate to +3.6% in 2016 as (i) the negative effect of Intel's withdrawal vanishes; (ii) monetary policy is expected to remain supportive; and (iii) households' spending and investment should remain dynamic.

### Sound macroeconomic fundamentals but public accounts developments should be monitored

The macroeconomic environment is generally sound, with political stability and an overall business-friendly framework. The country remains a place of choice for business, performing above the regional average in terms of ease of doing business, regulatory quality, the rule of law, and control of corruption. The monetary policy is framed for inflation targeting, currently for 3% (+/-1pp). The exchange rate policy was changed in February 2015 from a band system in place since 2006 to a managed float. This shift has had a minor impact on the local currency movement since the Colon had been de facto afloat since mid-2014.

Although still under control, developments in the public accounts are raising some concerns. The government is struggling to reduce the fiscal deficit, which widened to -6% of GDP in 2015 and is expected to remain wider than -5% until 2017. In August 2015, the government proposed a set of tax reforms aiming to raise fiscal revenues by 2 points of GDP through raising the VAT rate (to 14% the first year and 15% the second year) along with a rise in the individual income tax rate (up to 25%) and setting capital taxes. Yet the package was not approved by the Congress which is controlled by the coalition opposition since May 2015. Consequently, the public debt has risen rapidly, reaching 44% of GDP in 2015, almost twice its 2009 levels.

The high dependence of Costa Rica to oil imports (13% of total imports) and to agriculture exports (18% of total exports) makes the small economy vulnerable to the hazards energy and commodities prices. The economy is heavily relying on the economic performance of the US, absorbing 33% of its exports and providing 61% of total FDI. Besides, the high credit dollarization can be a threat to the banking system. However, external and financing risks are under control especially as Costa Rica enjoys easy access to capital markets. The external debt is relatively low, FX reserves are comfortable (around 6 months of imports). In spite of the persistence of the current account deficit, accounting for 3.8% of GDP in 2015, this latter is narrowing since 2013 (5% of GDP), thus restraining the external vulnerability of the country (80% of the deficit is covered with FDI).

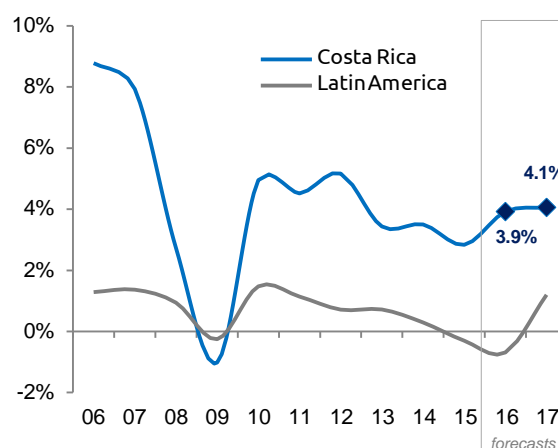
### Key economic forecasts

	2014	2015	2016	2017
GDP growth (% change)	3.5	2.8	3.9	4.1
Inflation (% , yearly average)	4.5	0.8	0.5	3.2
Fiscal balance (% of GDP)	-6.0	-5.8	-5.9	-5.5
Public debt (% of GDP)	39.3	42.4	45.3	47.6
Current account (% of GDP)	-4.8	-3.8	-4.0	-4.0
External debt (% of GDP)	41.8	39.6	40.3	41.0

\*\*Includes Local Government; Non-financial Public Corporations; Social Security Funds; State Governments

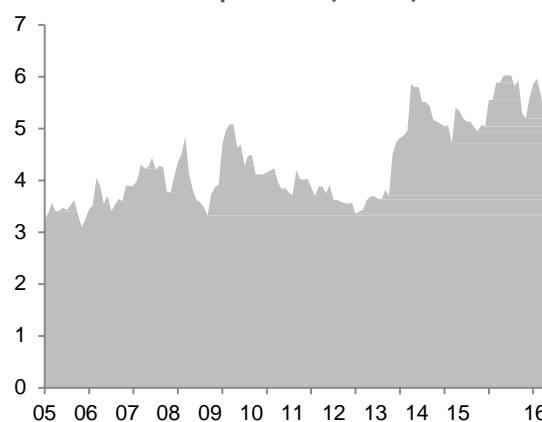
Sources: National sources, IMF-WEO, IHS, Euler Hermes

### Real GDP growth (%)



Sources: IHS, Euler Hermes

### FXimport cover (months)



Sources: National sources, IMF-WEO, IHS, Euler Hermes

#### DISCLAIMER

These assessments are, as always, subject to the disclaimer provided below.

This material is published by Euler Hermes SA, a Company of Allianz, for information purposes only and should not be regarded as providing any specific advice. Recipients should make their own independent evaluation of this information and no action should be taken, solely relying on it. This material should not be reproduced or disclosed without our consent. It is not intended for distribution in any jurisdiction in which this would be prohibited. Whilst this information is believed to be reliable, it has not been independently verified by Euler Hermes and Euler Hermes makes no representation or warranty (express or implied) of any kind, as regards the accuracy or completeness of this information, nor does it accept any responsibility or liability for any loss or damage arising in any way from any use made of or reliance placed on, this information. Unless otherwise stated, any views, forecasts, or estimates are solely those of the Euler Hermes Economics Department, as of this date and are subject to change without notice. Euler Hermes SA is authorised and regulated by the Financial Markets Authority of France.

© Copyright 2016 Euler Hermes. All rights reserved.

View all Euler Hermes Economic Research online  
<http://www.eulerhermes.com>

Contact Euler Hermes Economic Research Team  
[research@eulerhermes.com](mailto:research@eulerhermes.com)

Last review: 2016-06-02  
 Country Risk Analyst:  
 Daniela Ordóñez, Sara Abaid  
[daniela.ordonez@eulerhermes.com](mailto:daniela.ordonez@eulerhermes.com)